

Meerut Institute of Engineering and Technology, Meerut

Action Taken Report- 2021-22

Concerns Received	Action Taken
<ul style="list-style-type: none">Sports facility	<ul style="list-style-type: none">Improved sports facilityNo class time table on SaturdaysOrganized sports at departmental and college level
<ul style="list-style-type: none">Hostel and mess facility	<ul style="list-style-type: none">Improved mess facility in terms of mess food, seating facility.
<ul style="list-style-type: none">Classrooms facility	<ul style="list-style-type: none">Improved classroom facility in terms of furniture. Curtains are there in every classroom.
<ul style="list-style-type: none">Maintenance of washroom area	<ul style="list-style-type: none">There is regular maintenance of washroom areas.
<ul style="list-style-type: none">Need to arrange fests and cultural programs	<ul style="list-style-type: none">Due to Covid pandemic, no gathering is allowed for last session. Rangotsav and Dandiya Night will organize in the current session 2021-22.
<ul style="list-style-type: none">Some companies for research & development and core companies	<ul style="list-style-type: none">Corresponding feedback is shared with the placement cell. Placement cell will establish link with some more core companies and ask for campus recruitment.
<ul style="list-style-type: none">Teaching learning feedback	<ul style="list-style-type: none">Feedback is taken by department. Concern actions are taken by department HoDs.

Dr. Arun V. Parwate
Director, MIET Meerut





Meerut Institute of Engineering and Technology, Meerut
Exit Feedback analysis sheet session 2021-22
PHYSICAL RESOURCES


S.No.	Rate the infrastructure facilities available in the Institute	A	B	C	D	Total students	Value
1	Classrooms in terms of ventilation, sitting capacity, comfort and clear visibility of the board work	432	278	95	37	842	3.31
2	Laboratories in terms of available equipment and manuals	437	284	93	27	841	3.34
3	Seminar/ Auditorium in terms of seating capacity, comfort and sound system	502	236	100	30	868	3.39
4	Library in terms of available resources like books & journals	517	225	77	22	841	3.47
5	Computer Facility	486	238	78	32	834	3.41
6	Internet in terms of availability, speed and coverage	384	285	105	66	840	3.18
7	Sports Facility	304	294	135	100	833	2.96
8	Hostel & Mess in terms of cleanliness, hygienic food, security and ambience	287	252	138	98	775	2.94
9	Canteen in terms of cleanliness, hygiene and quality food	313	288	131	62	794	3.07
10	Transport facility in terms of security, cost, convenience and comfort	348	302	119	51	820	3.15
11	Medical facility in terms of availability of doctor, ambulance, and other support	367	273	105	84	829	3.11
12	Overall ambience in the Department/ Institute	402	318	88	33	841	3.29

TEACHING LEARNING PROCESS

S.No.	Rate the Teaching Learning process	A	B	C	D	Total students	Value
1	Teaching methodology followed by the Department/ Institute	481	276	69	13	839	3.46
2	Project in terms of guidance & facilities	460	267	82	31	840	3.38
3	Curriculum in terms of relevance of subjects taught, both theory and practical labs	434	295	84	23	836	3.36
4	Curriculum in terms of relevance of managerial and value based subjects (such as Human Values and Professional Ethics etc.)	438	270	107	21	836	3.35
5	Curriculum in terms of flexibility to choose from electives and open elective subjects	434	281	89	32	836	3.34
6	Support for preparations of competitive classes like GATE/IES/CAT etc.	368	265	121	80	834	3.10
7	Guest lectures by Industrial experts in terms of their relevance, frequency and quality	358	299	124	55	836	3.15
8	Efforts towards conducting Industrial visits	343	246	109	108	806	3.02
9	Examination system/Process of the Institute in terms of Integrity, Evaluation and Transparency	407	298	105	24	834	3.30
10	Role of faculty in terms of shaping your career, counseling and motivation	452	260	92	35	839	3.35
11	Rate the role of faculty in terms of knowledge dissemination & support	458	273	80	29	840	3.38

TRAINING & PLACEMENT

S.No.	Rate the training & placement facilities available in the Institute	A	B	C	D	Total students	Value
-------	---	---	---	---	---	----------------	-------



1	Satisfaction level in terms of placement support provided	460	260	91	29	840	3.37
2	Support provided towards mandatory summer Industrial trainings	413	280	100	45	838	3.27
3	Personality development classes	425	273	104	33	835	3.31
4	Aptitude & Reasoning classes (Zenith and others)	478	265	74	22	839	3.43
5	Efforts towards conducting training other than specified in Curriculum to make you industry ready	426	250	117	46	839	3.26
6	Support provided to learn new technology for bridging the gap between available and current technology by the Department/Institute	410	274	113	41	838	3.26
7	Motivation for becoming an entrepreneur	364	247	109	62	782	3.17

GENERAL

S.No.	Rate the General Practices	A	B	C	D	Total students	Value
1	Rate the level of your expectation that MIET has fulfilled	394	314	107	51	866	3.21
2	Whether your grievances if any were addressed properly at different levels of the Department/ Institute	380	307	122	24	833	3.25
3	Fests like Cultural (KOLAHAL), Literary (Glitz), Sports (Endura), Technical (RoboChamps, CodeZila etc.), Arts (Rangotsav). Rate your satisfaction level in terms of proper organization and participation etc.	357	266	86	65	774	3.18

Comments


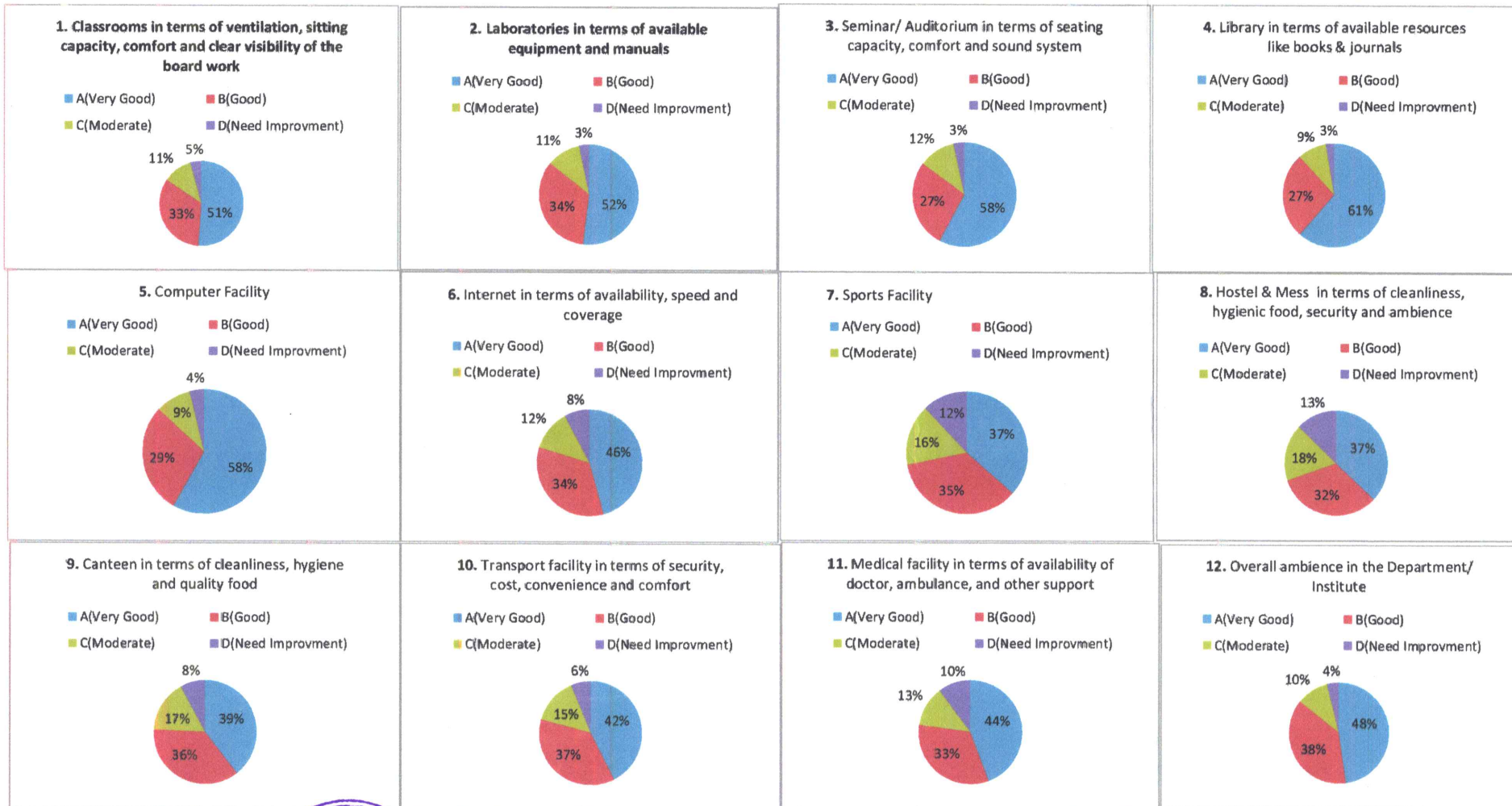
1	PHYSICAL RESOURCES	Ventilation must be good for Lecture. Everything needs to be improved, we are forced to fill this feedback form	BT
		Improvement in mess food; seating facility throughout the campus- visiting chairs; Parking facility roof; lifts in b4 most of times not working	CSE
		Improvement in mess food; seating facility throughout the campus- visiting chairs; Parking facility roof; lifts in b4 most of times not working	ECE
		Improvement in mess food; seating facility throughout the campus- visiting chairs; Classroom furniture, Classrooms are very hot during summer,	MCA
		Improvement in mess food; Classroom furniture, Classrooms are very hot during summer;	MCA
		Please arrange water coolers in working condition & maintenance of washroom area more Seating arrangement in canteen	MBA

2	TEACHING LEARNING PROCESS	Teacher should be cooperative, Polite & Supportive. HOD have not helped us in any care. Hydroponics is his expertise but he did not help us in building hydroponics	BT
3	TRAINING & PLACEMENT	Bring some companies for research & development.	BT
		Core companies should also be invited	CSE
		Core companies should also be invited	ECE
		Placement could be better	MBA
4	GENERAL	Need to arrange fests and Cultural Programmes Fests and cultural programs have not conducted during our whole session	MBA




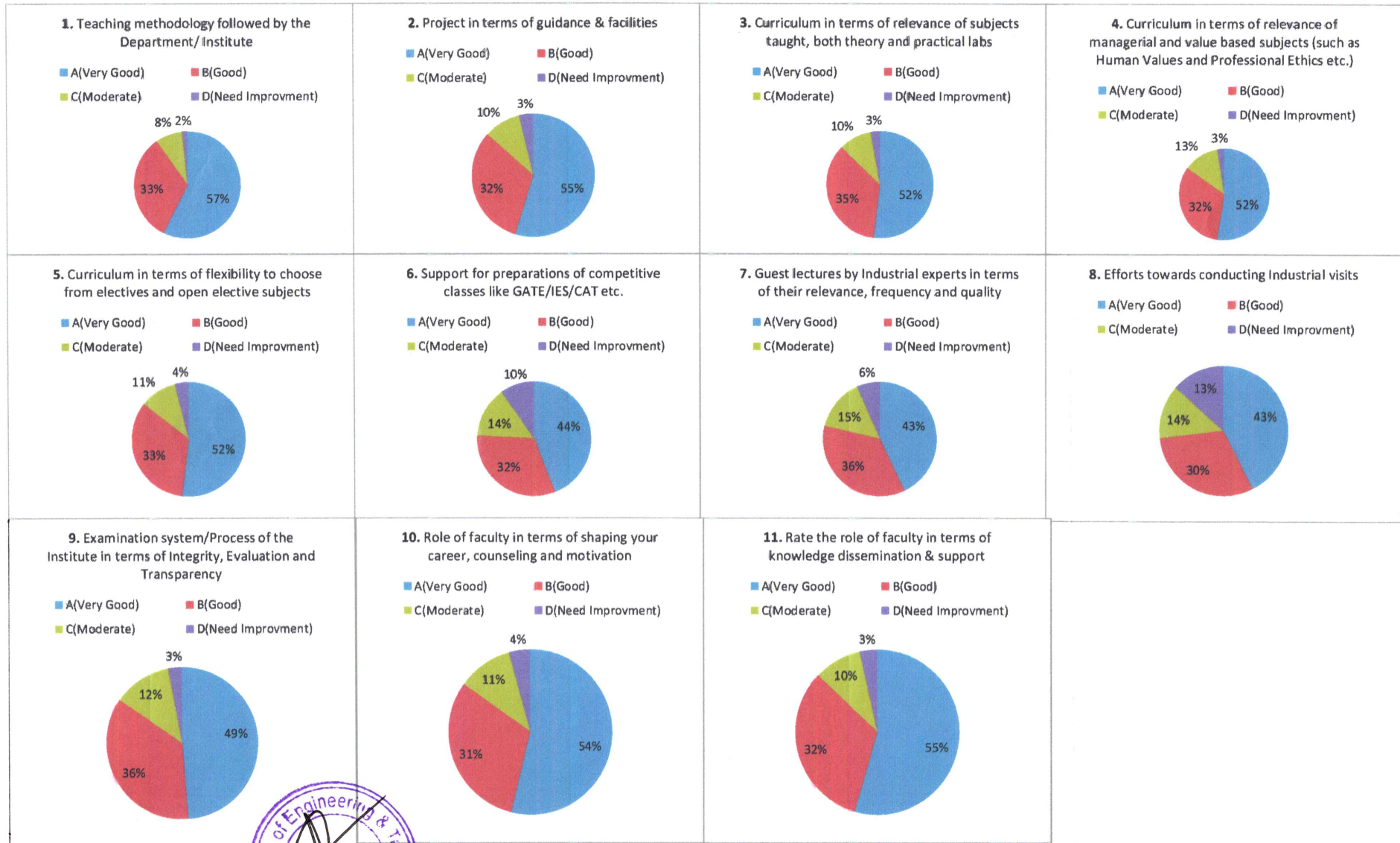
mi^{et} Meerut Institute of Engineering & Technology, Meerut

Exit Feedback analysis sheet session 2021-22




miet Meerut Institute of Engineering & Technology, Meerut

Exit Feedback analysis sheet session 2021-22



MIET Meerut Institute of Engineering & Technology, Meerut

Exit Feedback analysis sheet session 2021-22



Meerut Institute of Engineering & Technology, Meerut
Department of Biotechnical Engineering
Exit Feedback analysis sheet session 2021-22

PHYSICAL RESOURCES

S.No.	Rate the infrastructure facilities available in the Institute	A	B	C	D	Total students	Value
1	Classrooms in terms of ventilation, sitting capacity, comfort and clear visibility of the board work	11	21	15	6	53	2.70
2	Laboratories in terms of available equipment and manuals	10	23	14	5	52	2.73
3	Seminar/ Auditorium in terms of seating capacity, comfort and sound system	13	25	7	7	52	2.85
4	Library in terms of available resources like books & journals	20	18	11	4	53	3.02
5	Computer Facility	13	22	7	8	50	2.80
6	Internet in terms of availability, speed and coverage	12	19	12	10	53	2.62
7	Sports Facility	16	21	8	7	52	2.88
8	Hostel & Mess in terms of cleanliness, hygienic food, security and ambience	5	18	13	12	48	2.33
9	Canteen in terms of cleanliness, hygiene and quality food	11	25	11	6	53	2.77
10	Transport facility in terms of security, cost, convenience and comfort	9	22	16	6	53	2.64
11	Medical facility in terms of availability of doctor, ambulance, and other support	13	17	10	12	52	2.60
12	Overall ambience in the Department/ Institute	12	19	15	7	53	2.68

TEACHING LEARNING PROCESS

S.No.	Rate the Teaching Learning process	A	B	C	D	Total students	Value
1	Teaching methodology followed by the Department/ Institute	15	27	7	4	53	3.00
2	Project in terms of guidance & facilities	21	13	15	4	53	2.96
3	Curriculum in terms of relevance of subjects taught, both theory and practical labs	14	25	7	6	52	2.90
4	Curriculum in terms of relevance of managerial and value based subjects (such as Human Values and Professional Ethics etc.)	13	18	15	6	52	2.73
5	Curriculum in terms of flexibility to choose from electives and open elective subjects	15	25	6	7	53	2.91
6	Support for preparations of competitive classes like GATE/IES/CAT etc.	8	19	14	11	52	2.46
7	Guest lectures by Industrial experts in terms of their relevance, frequency and quality	11	22	12	7	52	2.71
8	Efforts towards conducting Industrial visits	6	15	18	14	53	2.25
9	Examination system/Process of the Institute in terms of Integrity, Evaluation and Transparency	11	25	13	3	52	2.85
10	Role of faculty in terms of shaping your career, counseling and motivation	15	21	16	6	53	2.85



11	Rate the role of faculty in terms of knowledge dissemination & support	18	21	11	3	53	3.02
----	--	----	----	----	---	----	------


TRAINING & PLACEMENT

S.No.	Rate the training & placement facilities available in the Institute	A	B	C	D	Total students	Value
1	Satisfaction level in terms of placement support provided	14	24	7	7	52	2.87
2	Support provided towards mandatory summer Industrial trainings	7	17	17	11	52	2.38
3	Personality development classes	15	21	10	6	52	2.87
4	Aptitude & Reasoning classes (Zenith and others)	19	15	14	5	53	2.91
5	Efforts towards conducting training other than specified in Curriculum to make you industry ready	14	16	12	11	53	2.62
6	Support provided to learn new technology for bridging the gap between available and current technology by the Department/Institute	11	13	23	5	52	2.58
7	Motivation for becoming an entrepreneur	13	20	13	6	52	2.77

GENERAL

S.No.	Rate the General Practices	A	B	C	D	Total students	Value
1	Rate the level of your expectation that MIET has fulfilled	11	27	11	4	53	2.85
2	Whether your grievances if any were addressed properly at different levels of the Department/ Institute	8	19	20	6	53	2.55
3	Fests like Cultural (KOLAHAL), Literary (Glitz), Sports (Endura), Technical (RoboChamps, CodeZila etc.), Arts (Rangotsav). Rate your satisfaction level in terms of proper organization and participation etc.	14	22	8	9	53	2.77

1	PHYSICAL RESOURCES	1. Ventilation must be good for Lecture. 2. Everything needs to be improved, we are forced to fill this feedback form
2	TEACHING LEARNING PROCESS	1. Teacher should be cooperative, Polite & Supportive. 2. HOD have not helped us in any care. Hydroponics is his expertise but he did not help us in building hydroponics
3	TRAINING & PLACEMENT	1. Bring some companies for research & development.
4	GENERAL	No Comments




Meerut Institute of Engineering & Technology, Meerut
Department of Chemical Engineering
Exit Feedback analysis sheet session 2021-22
PHYSICAL RESOURCES

S.No.	Rate the infrastructure facilities available in the Institute	A	B	C	D	Total students	Value
1	Classrooms in terms of ventilation, sitting capacity, comfort and clear visibility of the board work	13	1	3	0	17	3.59
2	Laboratories in terms of available equipment and manuals	17	0	0	0	17	4.00
3	Seminar/ Auditorium in terms of seating capacity, comfort and sound system	12	2	3	0	17	3.53
4	Library in terms of available resources like books & journals	13	4	0	0	17	3.76
5	Computer Facility	15	2	0	0	17	3.88
6	Internet in terms of availability, speed and coverage	13	3	1	0	17	3.71
7	Sports Facility	11	5	0	1	17	3.53
8	Hostel & Mess in terms of cleanliness, hygienic food, security and ambience	9	7	1	0	17	3.47
9	Canteen in terms of cleanliness, hygiene and quality food	12	4	1	0	17	3.65
10	Transport facility in terms of security, cost, convenience and comfort	11	6	0	0	17	3.65
11	Medical facility in terms of availability of doctor, ambulance, and other support	11	5	0	1	17	3.53
12	Overall ambience in the Department/ Institute	14	3	0	0	17	3.82

TEACHING LEARNING PROCESS

S.No.	Rate the Teaching Learning process	A	B	C	D	Total students	Value
1	Teaching methodology followed by the Department/ Institute	17	0	0	0	17	4.00
2	Project in terms of guidance & facilities	16	1	0	0	17	3.94
3	Curriculum in terms of relevance of subjects taught, both theory and practical labs	17	0	0	0	17	4.00
4	Curriculum in terms of relevance of managerial and value based subjects (such as Human Values and Professional Ethics etc.)	15	2	0	0	17	3.88
5	Curriculum in terms of flexibility to choose from electives and open elective subjects	16	1	0	0	17	3.94
6	Support for preparations of competitive classes like GATE/IES/CAT etc.	11	4	2	0	17	3.53
7	Guest lectures by Industrial experts in terms of their relevance, frequency and quality	15	2	0	0	17	3.88
8	Efforts towards conducting Industrial visits	12	3	2	0	17	3.59
9	Examination system/Process of the Institute in terms of Integrity, Evaluation and Transparency	15	2	0	0	17	3.88
10	Role of faculty in terms of shaping your career, counseling and motivation	17	0	0	0	17	4.00




11	Rate the role of faculty in terms of knowledge dissemination & support	16	1	0	0	17	3.94
----	--	----	---	---	---	----	------

TRAINING & PLACEMENT

S.No.	Rate the training & placement facilities available in the Institute	A	B	C	D	Total students	Value
1	Satisfaction level in terms of placement support provided	9	6	2	0	17	3.41
2	Support provided towards mandatory summer Industrial trainings	10	7	0	0	17	3.59
3	Personality development classes	9	8	0	0	17	3.53
4	Aptitude & Reasoning classes (Zenith and others)	11	6	0	0	17	3.65
5	Efforts towards conducting training other than specified in Curriculum to make you industry ready	12	5	0	0	17	3.71
6	Support provided to learn new technology for bridging the gap between available and current technology by the Department/Institute	11	6	0	0	17	3.65
7	Motivation for becoming an entrepreneur	14	3	0	0	17	3.82

GENERAL

S.No.	Rate the General Practices	A	B	C	D	Total students	Value
1	Rate the level of your expectation that MIET has fulfilled	10	6	1	0	17	3.53
2	Whether your grievances if any were addressed properly at different levels of the Department/ Institute	14	3	0	0	17	3.82
3	Fests like Cultural (KOLAHAL), Literary (Glitz), Sports (Endura), Technical (RoboChamps, CodeZila etc.), Arts (Rangotsav). Rate your satisfaction level in terms of proper organization and participation etc.	11	5	0	1	17	3.53



Exit Feedback analysis sheet session 2021-22


PHYSICAL RESOURCES

2	Laboratories in terms of available equipment and manuals	3	8	6	2	19	2.63
3	Seminar/ Auditorium in terms of seating capacity, comfort and sound system	6	10	3	0	19	3.16
4	Library in terms of available resources like books & journals	10	4	5	0	19	3.26
5	Computer Facility	9	5	4	1	19	3.16
6	Internet in terms of availability, speed and coverage	8	2	4	3	17	2.88
7	Sports Facility	1	8	6	4	19	2.32
8	Hostel & Mess in terms of cleanliness, hygienic food, security and ambience	2	5	4	8	19	2.05
9	Canteen in terms of cleanliness, hygiene and quality food	9	6	2	2	19	3.16
10	Transport facility in terms of security, cost, convenience and comfort	6	5	3	5	19	2.63
11	Medical facility in terms of availability of doctor, ambulance, and other support	7	5	3	4	19	2.79
12	Overall ambience in the Department/ Institute	5	7	6	1	19	2.84

TEACHING LEARNING PROCESS

S.No.	Rate the Teaching Learning process	A	B	C	D	Total students	Value
1	Teaching methodology followed by the Department/ Institute	8	8	3	0	19	3.26
2	Project in terms of guidance & facilities	6	3	6	4	19	2.58
3	Curriculum in terms of relevance of subjects taught, both theory and practical labs	6	10	2	1	19	3.11
4	Curriculum in terms of relevance of managerial and value based subjects (such as Human Values and Professional Ethics etc.)	8	7	3	1	19	3.16
5	Curriculum in terms of flexibility to choose from electives and open elective subjects	6	8	3	2	19	2.95
6	Support for preparations of competitive classes like GATE/IES/CAT etc.	7	5	4	3	19	2.84
7	Guest lectures by Industrial experts in terms of their relevance, frequency and quality	7	7	4	1	19	3.05
8	Efforts towards conducting Industrial visits	3	3	4	10	20	1.95
9	Examination system/Process of the Institute in terms of Integrity, Evaluation and Transparency	5	11	2	1	19	3.05
10	Role of faculty in terms of shaping your career, counseling and motivation	6	8			19	2.95
11	Rate the role of faculty in terms of knowledge dissemination & support	7	8			19	3.05


TRAINING & PLACEMENT



S.No.	Rate the training & placement facilities available in the Institute	A	B	C	D	Total students	Value
1	Satisfaction level in terms of placement support provided	6	9	2	2	19	3.00
2	Support provided towards mandatory summer Industrial trainings	2	4	6	7	19	2.05
3	Personality development classes	8	4	5	2	19	2.95
4	Aptitude & Reasoning classes (Zenith and others)	7	7	2	3	19	2.95
5	Efforts towards conducting training other than specified in Curriculum to make you industry ready	4	4	3	8	19	2.21
6	Support provided to learn new technology for bridging the gap between available and current technology by the Department/Institute	4	7	4	4	19	2.58
7	Motivation for becoming an entrepreneur	4	6	4	5	19	2.47

GENERAL

S.No.	Rate the General Practices	A	B	C	D	Total students	Value
1	Rate the level of your expectation that MIET has fulfilled	0	11	6	2	19	2.47
2	Whether your grievances if any were addressed properly at different levels of the Department/ Institute	5	8	4	2	19	2.84
3	Fests like Cultural (KOLAHAL), Literary (Glitz), Sports (Endura), Technical (RoboChamps, CodeZila etc.), Arts (Rangotsav). Rate your satisfaction level in terms of proper organization and participation etc.	4	11	2	2	19	2.89



Exit Feedback analysis sheet session 2021-22

PHYSICAL RESOURCES

2	Laboratories in terms of available equipment and manuals	1	10	2	0	13	2.92
3	Seminar/ Auditorium in terms of seating capacity, comfort and sound system	9	3	1	0	13	3.62
4	Library in terms of available resources like books & journals	11	2	0	0	13	3.85
5	Computer Facility	4	8	1	0	13	3.23
6	Internet in terms of availability, speed and coverage	3	6	2	2	13	2.77
7	Sports Facility	4	4	1	4	13	2.62
8	Hostel & Mess in terms of cleanliness, hygienic food, security and ambience	2	6	2	1	11	2.82
9	Canteen in terms of cleanliness, hygiene and quality food	1	8	3	1	13	2.69
10	Transport facility in terms of security, cost, convenience and comfort	4	5	0	4	13	2.69
11	Medical facility in terms of availability of doctor, ambulance, and other support	1	9	2	1	13	2.77
12	Overall ambience in the Department/ Institute	2	9	2	0	13	3.00

TEACHING LEARNING PROCESS

S.No.	Rate the Teaching Learning process	A	B	C	D	Total students	Value
1	Teaching methodology followed by the Department/ Institute	5	8	0	0	13	3.38
2	Project in terms of guidance & facilities	1	10	2	0	13	2.92
3	Curriculum in terms of relevance of subjects taught, both theory and practical labs	6	4	2	1	13	3.15
4	Curriculum in terms of relevance of managerial and value based subjects (such as Human Values and Professional Ethics etc.)	1	10	2	0	13	2.92
5	Curriculum in terms of flexibility to choose from electives and open elective subjects	0	12	1	0	13	2.92
6	Support for preparations of competitive classes like GATE/IES/CAT etc.	1	8	2	2	13	2.62
7	Guest lectures by Industrial experts in terms of their relevance, frequency and quality	1	7	4	1	13	2.62
8	Efforts towards conducting Industrial visits	0	3	2	8	13	1.62
9	Examination system/Process of the Institute in terms of Integrity, Evaluation and Transparency	1	9	2	1	13	2.77
10	Role of faculty in terms of shaping your career, counseling and motivation	6	4	2	1	13	3.15
11	Rate the role of faculty in terms of knowledge dissemination & support	6	5	0	2	13	3.15




TRAINING & PLACEMENT

S.No.	Rate the training & placement facilities available in the Institute	A	B	C	D	Total students	Value
1	Satisfaction level in terms of placement support provided	4	1	7	1	13	2.62
2	Support provided towards mandatory summer Industrial trainings	2	4	5	2	13	2.46
3	Personality development classes	5	6	1	1	13	3.15
4	Aptitude & Reasoning classes (Zenith and others)	7	5	1	0	13	3.46
5	Efforts towards conducting training other than specified in Curriculum to make you industry ready	2	2	8	1	13	2.38
6	Support provided to learn new technology for bridging the gap between available and current technology by the Department/Institute	3	8	1	1	13	3.00
7	Motivation for becoming an entrepreneur	2	5	2	4	13	2.38

GENERAL

S.No.	Rate the General Practices	A	B	C	D	Total students	Value
1	Rate the level of your expectation that MIET has fulfilled	2	4	7	0	13	2.62
2	Whether your grievances if any were addressed properly at different levels of the Department/ Institute	3	8	2	0	13	3.08
3	Fests like Cultural (KOLAHAL), Literary (Glitz), Sports (Endura), Technical (RoboChamps, CodeZila etc.), Arts (Rangotsav). Rate your satisfaction level in terms of proper organization and participation etc.	4	7	1	1	13	3.08



Exit Feedback analysis sheet session 2021-22


PHYSICAL RESOURCES

2	Laboratories in terms of available equipment and manuals	37	4	0	0	41	3.90
3	Seminar/ Auditorium in terms of seating capacity, comfort and sound system	40	1	0	0	41	3.98
4	Library in terms of available resources like books & journals	36	5	0	0	41	3.88
5	Computer Facility	24	12	1	4	41	3.37
6	Internet in terms of availability, speed and coverage	16	19	1	5	41	3.12
7	Sports Facility	17	18	1	5	41	3.15
8	Hostel & Mess in terms of cleanliness, hygienic food, security and ambience	16	16	5	4	41	3.07
9	Canteen in terms of cleanliness, hygiene and quality food	22	12	5	2	41	3.32
10	Transport facility in terms of security, cost, convenience and comfort	22	10	6	3	41	3.24
11	Medical facility in terms of availability of doctor, ambulance, and other support	25	10	3	3	41	3.39
12	Overall ambience in the Department/ Institute	17	21	2	1	41	3.32

TEACHING LEARNING PROCESS

S.No.	Rate the Teaching Learning process	A	B	C	D	Total students	Value
1	Teaching methodology followed by the Department/ Institute	40	1	0	0	41	3.98
2	Project in terms of guidance & facilities	39	2	0	0	41	3.95
3	Curriculum in terms of relevance of subjects taught, both theory and practical labs	37	4	0	0	41	3.90
4	Curriculum in terms of relevance of managerial and value based subjects (such as Human Values and Professional Ethics etc.)	37	3	1	0	41	3.88
5	Curriculum in terms of flexibility to choose from electives and open elective subjects	34	6	1	0	41	3.80
6	Support for preparations of competitive classes like GATE/IES/CAT etc.	31	9	0	1	41	3.71
7	Guest lectures by Industrial experts in terms of their relevance, frequency and quality	31	9	0	1	41	3.71
8	Efforts towards conducting Industrial visits	32	9	0	0	41	3.78
9	Examination system/Process of the Institute in terms of Integrity, Evaluation and Transparency	30	11	0	0	41	3.73
10	Role of faculty in terms of shaping your career, counseling and motivation	36	5	0	0	41	3.88
11	Rate the role of faculty in terms of knowledge dissemination & support	31	10	0	0	41	3.76

TRAINING & PLACEMENT



S.No.	Rate the training & placement facilities available in the Institute	A	B	C	D	Total students	Value
1	Satisfaction level in terms of placement support provided	36	5	0	0	41	3.88
2	Support provided towards mandatory summer Industrial trainings	35	6	0	0	41	3.85
3	Personality development classes	36	5	0	0	41	3.88
4	Aptitude & Reasoning classes (Zenith and others)	35	6	0	0	41	3.85
5	Efforts towards conducting training other than specified in Curriculum to make you industry ready	34	7	0	0	41	3.83
6	Support provided to learn new technology for bridging the gap between available and current technology by the Department/Institute	32	9	0	0	41	3.78
7	Motivation for becoming an entrepreneur	37	3	1	0	41	3.88

GENERAL

S.No.	Rate the General Practices	A	B	C	D	Total students	Value
1	Rate the level of your expectation that MIET has fulfilled	38	3	0	0	41	3.93
2	Whether your grievances if any were addressed properly at different levels of the Department/ Institute	37	4	0	0	41	3.90
3	Fests like Cultural (KOLAHAL), Literary (Glitz), Sports (Endura), Technical (RoboChamps, CodeZila etc.), Arts (Rangotsav). Rate your satisfaction level in terms of proper organization and participation etc.	25	16	0	0	41	3.61




Exit Feedback analysis sheet session 2021-22

PHYSICAL RESOURCES

2	Laboratories in terms of available equipment and manuals	40	34	6	3	83	3.34
3	Seminar/ Auditorium in terms of seating capacity, comfort and sound system	55	19	4	5	83	3.49
4	Library in terms of available resources like books & journals	53	20	8	2	83	3.49
5	Computer Facility	53	20	7	2	82	3.51
6	Internet in terms of availability, speed and coverage	42	28	6	6	82	3.29
7	Sports Facility	32	25	16	9	82	2.98
8	Hostel & Mess in terms of cleanliness, hygienic food, security and ambience	29	27	9	14	79	2.90
9	Canteen in terms of cleanliness, hygiene and quality food	24	42	8	8	82	3.00
10	Transport facility in terms of security, cost, convenience and comfort	35	27	8	7	77	3.17
11	Medical facility in terms of availability of doctor, ambulance, and other support	38	25	9	11	83	3.08
12	Overall ambience in the Department/ Institute	38	37	3	4	82	3.33

TEACHING LEARNING PROCESS

S.No.	Rate the Teaching Learning process	A	B	C	D	Total students	Value
1	Teaching methodology followed by the Department/ Institute	55	22	6	0	83	3.59
2	Project in terms of guidance & facilities	54	23	5	1	83	3.57
3	Curriculum in terms of relevance of subjects taught, both theory and practical labs	43	33	4	3	83	3.40
4	Curriculum in terms of relevance of managerial and value based subjects (such as Human Values and Professional Ethics etc.)	54	18	9	2	83	3.49
5	Curriculum in terms of flexibility to choose from electives and open elective subjects	49	25	6	3	83	3.45
6	Support for preparations of competitive classes like GATE/IES/CAT etc.	41	23	12	5	81	3.23
7	Guest lectures by Industrial experts in terms of their relevance, frequency and quality	39	35	6	3	83	3.33
8	Efforts towards conducting Industrial visits	43	25	10	5	83	3.28
9	Examination system/Process of the Institute in terms of Integrity, Evaluation and Transparency	42	32	5	3	82	3.38
10	Role of faculty in terms of shaping your career, counseling and motivation	51	27	5	0	83	3.55
11	Rate the role of faculty in terms of knowledge dissemination & support	49	28			83	3.49



TRAINING & PLACEMENT

S.No.	Rate the training & placement facilities available in the Institute	A	B	C	D	Total students	Value
1	Satisfaction level in terms of placement support provided	58	17	5	3	83	3.57
2	Support provided towards mandatory summer Industrial trainings	47	28	6	2	83	3.45
3	Personality development classes	48	24	9	2	83	3.42
4	Aptitude & Reasoning classes (Zenith and others)	54	23	5	1	83	3.57
5	Efforts towards conducting training other than specified in Curriculum to make you industry ready	55	17	10	1	83	3.52
6	Support provided to learn new technology for bridging the gap between available and current technology by the Department/Institute	47	25	8	3	83	3.40
7	Motivation for becoming an entrepreneur	47	20	12	4	83	3.33

GENERAL

S.No.	Rate the General Practices	A	B	C	D	Total students	Value
1	Rate the level of your expectation that MIET has fulfilled	46	26	10	1	83	3.41
2	Whether your grievances if any were addressed properly at different levels of the Department/ Institute	40	32	9	2	83	3.33
3	Fests like Cultural (KOLAHAL), Literary (Glitz), Sports (Endura), Technical (RoboChamps, CodeZila etc.), Arts (Rangotsav). Rate your satisfaction level in terms of proper organization and participation etc.	47	20	8	8	83	3.28

1	PHYSICAL RESOURCES	Improvement in mess food; seating facility throughout the campus- visiting chairs; Parking facility roof; lifts in b4 most of times not working
2	TEACHING LEARNING PROCESS	No comments
3	TRAINING & PLACEMENT	Core companies should also be invited
4	GENERAL	No comments



Exit Feedback analysis sheet session 2021-22

PHYSICAL RESOURCES

2	Laboratories in terms of available equipment and manuals	17	8	3	3	31	3.26
3	Seminar/ Auditorium in terms of seating capacity, comfort and sound system	17	10	4	0	31	3.42
4	Library in terms of available resources like books & journals	18	13	0	0	31	3.58
5	Computer Facility	20	9	2	0	31	3.58
6	Internet in terms of availability, speed and coverage	13	9	6	3	31	3.03
7	Sports Facility	10	6	6	9	31	2.55
8	Hostel & Mess in terms of cleanliness, hygienic food, security and ambience	10	5	3	13	31	2.39
9	Canteen in terms of cleanliness, hygiene and quality food	9	9	6	7	31	2.65
10	Transport facility in terms of security, cost, convenience and comfort	13	12	3	3	31	3.13
11	Medical facility in terms of availability of doctor, ambulance, and other support	10	8	7	6	31	2.71
12	Overall ambience in the Department/ Institute	11	14	5	1	31	3.13

TEACHING LEARNING PROCESS

S.No.	Rate the Teaching Learning process	A	B	C	D	Total students	Value
1	Teaching methodology followed by the Department/ Institute	19	6	5	0	30	3.47
2	Project in terms of guidance & facilities	19	8	1	3	31	3.39
3	Curriculum in terms of relevance of subjects taught, both theory and practical labs	19	7	5	0	31	3.45
4	Curriculum in terms of relevance of managerial and value based subjects (such as Human Values and Professional Ethics etc.)	18	9	4	0	31	3.45
5	Curriculum in terms of flexibility to choose from electives and open elective subjects	13	15	3	0	31	3.32
6	Support for preparations of competitive classes like GATE/IES/CAT etc.	12	10	1	8	31	2.84
7	Guest lectures by Industrial experts in terms of their relevance, frequency and quality	11	11	2	7	31	2.84
8	Efforts towards conducting Industrial visits	10	8	5	8	31	2.65
9	Examination system/Process of the Institute in terms of Integrity, Evaluation and Transparency	14	11	5	1	31	3.23
10	Role of faculty in terms of shaping your career, counseling and motivation	16	10	3	2	31	3.29
11	Rate the role of faculty in terms of knowledge dissemination & support	18	8			31	3.42



TRAINING & PLACEMENT

S.No.	Rate the training & placement facilities available in the Institute	A	B	C	D	Total students	Value
1	Satisfaction level in terms of placement support provided	16	10	2	3	31	3.26
2	Support provided towards mandatory summer Industrial trainings	15	7	4	5	31	3.03
3	Personality development classes	14	7	5	5	31	2.97
4	Aptitude & Reasoning classes (Zenith and others)	18	11	1	1	31	3.48
5	Efforts towards conducting training other than specified in Curriculum to make you industry ready	13	9	4	5	31	2.97
6	Support provided to learn new technology for bridging the gap between available and current technology by the Department/Institute	15	10	1	5	31	3.13
7	Motivation for becoming an entrepreneur	10	8	6	6	30	2.73

GENERAL

S.No.	Rate the General Practices	A	B	C	D	Total students	Value
1	Rate the level of your expectation that MIET has fulfilled	10	9	9	3	31	2.84
2	Whether your grievances if any were addressed properly at different levels of the Department/ Institute	10	10	10	1	31	2.94
3	Fests like Cultural (KOLAHAL), Literary (Glitz), Sports (Endura), Technical (RoboChamps, CodeZila etc.), Arts (Rangotsav). Rate your satisfaction level in terms of proper organization and participation etc.	12	8	4	7	31	2.81




Exit Feedback analysis sheet session 2021-22

PHYSICAL RESOURCES

2	Laboratories in terms of available equipment and manuals	25	17	4	1	47	3.40
3	Seminar/ Auditorium in terms of seating capacity, comfort and sound system	27	14	4	2	47	3.40
4	Library in terms of available resources like books & journals	24	20	2	1	47	3.43
5	Computer Facility	25	13	8	1	47	3.32
6	Internet in terms of availability, speed and coverage	27	16	5	1	49	3.41
7	Sports Facility	29	11	5	2	47	3.43
8	Hostel & Mess in terms of cleanliness, hygienic food, security and ambience	29	11	5	2	47	3.43
9	Canteen in terms of cleanliness, hygiene and quality food	28	16	3	0	47	3.53
10	Transport facility in terms of security, cost, convenience and comfort	25	19	3	0	47	3.47
11	Medical facility in terms of availability of doctor, ambulance, and other support	29	15	3	0	47	3.55
12	Overall ambience in the Department/ Institute	28	18	1	0	47	3.57

TEACHING LEARNING PROCESS

S.No.	Rate the Teaching Learning process	A	B	C	D	Total students	Value
1	Teaching methodology followed by the Department/ Institute	25	19	3	0	47	3.47
2	Project in terms of guidance & facilities	28	14	5	0	47	3.49
3	Curriculum in terms of relevance of subjects taught, both theory and practical labs	25	20	2	0	47	3.49
4	Curriculum in terms of relevance of managerial and value based subjects (such as Human Values and Professional Ethics etc.)	26	16	5	0	47	3.45
5	Curriculum in terms of flexibility to choose from electives and open elective subjects	25	17	5	0	47	3.43
6	Support for preparations of competitive classes like GATE/IES/CAT etc.	27	18	2	0	47	3.53
7	Guest lectures by Industrial experts in terms of their relevance, frequency and quality	20	24	3	0	47	3.36
8	Efforts towards conducting Industrial visits	25	20	2	0	47	3.49
9	Examination system/Process of the Institute in terms of Integrity, Evaluation and Transparency	20	22	4	1	47	3.30
10	Role of faculty in terms of shaping your career, counseling and motivation	25	14	6	2	47	3.32
11	Rate the role of faculty in terms of knowledge dissemination & support	29	15			47	3.53



TRAINING & PLACEMENT

S.No.	Rate the training & placement facilities available in the Institute	A	B	C	D	Total students	Value
1	Satisfaction level in terms of placement support provided	27	16	3	1	47	3.47
2	Support provided towards mandatory summer Industrial trainings	25	18	3	1	47	3.43
3	Personality development classes	28	16	3	0	47	3.53
4	Aptitude & Reasoning classes (Zenith and others)	29	13	5	0	47	3.51
5	Efforts towards conducting training other than specified in Curriculum to make you industry ready	25	18	4	0	47	3.45
6	Support provided to learn new technology for bridging the gap between available and current technology by the Department/Institute	25	16	6	0	47	3.40
7	Motivation for becoming an entrepreneur	26	15	5	1	47	3.40

GENERAL

S.No.	Rate the General Practices	A	B	C	D	Total students	Value
1	Rate the level of your expectation that MIET has fulfilled	26	18	3	0	47	3.49
2	Whether your grievances if any were addressed properly at different levels of the Department/ Institute	25	17	5	0	47	3.43
3	Fests like Cultural (KOLAHAL), Literary (Glitz), Sports (Endura), Technical (RoboChamps, CodeZila etc.), Arts (Rangotsav). Rate your satisfaction level in terms of proper organization and participation etc.	26	15	6	0	47	3.43



Exit Feedback analysis sheet session 2021-22

PHYSICAL RESOURCES

2	Laboratories in terms of available equipment and manuals	15	12	3	0	30	3.40
3	Seminar/ Auditorium in terms of seating capacity, comfort and sound system	16	9	2	3	30	3.27
4	Library in terms of available resources like books & journals	16	9	4	1	30	3.33
5	Computer Facility	17	11	0	2	30	3.43
6	Internet in terms of availability, speed and coverage	14	9	3	4	30	3.10
7	Sports Facility	9	11	7	3	30	2.87
8	Hostel & Mess in terms of cleanliness, hygienic food, security and ambience	7	12	8	3	30	2.77
9	Canteen in terms of cleanliness, hygiene and quality food	13	9	6	2	30	3.10
10	Transport facility in terms of security, cost, convenience and comfort	13	10	4	3	30	3.10
11	Medical facility in terms of availability of doctor, ambulance, and other support	11	13	4	2	30	3.10
12	Overall ambience in the Department/ Institute	16	13	0	1	30	3.47

TEACHING LEARNING PROCESS

S.No.	Rate the Teaching Learning process	A	B	C	D	Total students	Value
1	Teaching methodology followed by the Department/ Institute	21	7	2	0	30	3.63
2	Project in terms of guidance & facilities	15	12	3	3	33	3.18
3	Curriculum in terms of relevance of subjects taught, both theory and practical labs	15	13	2	0	30	3.43
4	Curriculum in terms of relevance of managerial and value based subjects (such as Human Values and Professional Ethics etc.)	17	12	0	1	30	3.50
5	Curriculum in terms of flexibility to choose from electives and open elective subjects	17	9	3	1	30	3.40
6	Support for preparations of competitive classes like GATE/IES/CAT etc.	11	12	5	2	30	3.07
7	Guest lectures by Industrial experts in terms of their relevance, frequency and quality	18	8	3	1	30	3.43
8	Efforts towards conducting Industrial visits	14	8	2	6	30	3.00
9	Examination system/Process of the Institute in terms of Integrity, Evaluation and Transparency	17	6	6	1	30	3.30
10	Role of faculty in terms of shaping your career, counseling and motivation	19	7	3	1	30	3.47
11	Rate the role of faculty in terms of knowledge dissemination & support	18	8	4	0	30	3.47



TRAINING & PLACEMENT

S.No.	Rate the training & placement facilities available in the Institute	A	B	C	D	Total students	Value
1	Satisfaction level in terms of placement support provided	11	11	7	1	30	3.07
2	Support provided towards mandatory summer Industrial trainings	13	11	4	2	30	3.17
3	Personality development classes	9	15	3	3	30	3.00
4	Aptitude & Reasoning classes (Zenith and others)	14	11	4	1	30	3.27
5	Efforts towards conducting training other than specified in Curriculum to make you industry ready	13	8	6	3	30	3.03
6	Support provided to learn new technology for bridging the gap between available and current technology by the Department/Institute	12	10	6	2	30	3.07
7	Motivation for becoming an entrepreneur	15	9	6	0	30	3.30

GENERAL

S.No.	Rate the General Practices	A	B	C	D	Total students	Value
1	Rate the level of your expectation that MIET has fulfilled	10	19	1	0	30	3.30
2	Whether your grievances if any were addressed properly at different levels of the Department/ Institute	16	11	3	0	30	3.43
3	Fests like Cultural (KOLAHAL), Literary (Glitz), Sports (Endura), Technical (RoboChamps, CodeZila etc.), Arts (Rangotsav). Rate your satisfaction level in terms of proper organization and participation etc.	7	11	5	7	30	2.60

1	PHYSICAL RESOURCES	1. Please arrange water coolers in working condition & maintenance of washroom area more 2. Seating arrangement in canteen
2	TEACHING LEARNING PROCESS	No Suggestion
3	TRAINING & PLACEMENT	1. Placement could be better
4	GENERAL	1. Need to arrange fests and Cultural Programmes 2. Fests and cultural programs have not conducted during our whole session




Exit Feedback analysis sheet session 2021-22

PHYSICAL RESOURCES

2	Laboratories in terms of available equipment and manuals	43	25	7	0	75	3.48
3	Seminar/ Auditorium in terms of seating capacity, comfort and sound system	59	16	0	0	75	3.79
4	Library in terms of available resources like books & journals	65	10	0	0	75	3.87
5	Computer Facility	45	23	7	0	75	3.51
6	Internet in terms of availability, speed and coverage	45	23	7	0	75	3.51
7	Sports Facility	36	36	0	0	72	3.50
8	Hostel & Mess in terms of cleanliness, hygienic food, security and ambience	11	12	6	0	29	3.17
9	Canteen in terms of cleanliness, hygiene and quality food	11	15	8	0	34	3.09
10	Transport facility in terms of security, cost, convenience and comfort	25	38	12	0	75	3.17
11	Medical facility in terms of availability of doctor, ambulance, and other support	42	27	6	0	75	3.48
12	Overall ambience in the Department/ Institute	48	25	2	0	75	3.61

TEACHING LEARNING PROCESS

S.No.	Rate the Teaching Learning process	A	B	C	D	Total students	Value
1	Teaching methodology followed by the Department/ Institute	54	21	0	0	75	3.72
2	Project in terms of guidance & facilities	45	30	0	0	75	3.60
3	Curriculum in terms of relevance of subjects taught, both theory and practical labs	49	23	3	0	75	3.61
4	Curriculum in terms of relevance of managerial and value based subjects (such as Human Values and Professional Ethics etc.)	42	25	8	0	75	3.45
5	Curriculum in terms of flexibility to choose from electives and open elective subjects	39	28	6	2	75	3.39
6	Support for preparations of competitive classes like GATE/IES/CAT etc.	44	26	5	0	75	3.52
7	Guest lectures by Industrial experts in terms of their relevance, frequency and quality	21	24	25	5	75	2.81
8	Efforts towards conducting Industrial visits	21	24	0	0	45	3.47
9	Examination system/Process of the Institute in terms of Integrity, Evaluation and Transparency	49	25	1	0	75	3.64
10	Role of faculty in terms of shaping your career, counseling and motivation	47	24	4	0	75	3.57
11	Rate the role of faculty in terms of knowledge dissemination & support	47	24	4	0	75	3.57



TRAINING & PLACEMENT

S.No.	Rate the training & placement facilities available in the Institute	A	B	C	D	Total students	Value
1	Satisfaction level in terms of placement support provided	43	24	8	0	75	3.47
2	Support provided towards mandatory summer Industrial trainings	47	28	0	0	75	3.63
3	Personality development classes	42	25	8	0	75	3.45
4	Aptitude & Reasoning classes (Zenith and others)	49	26	0	0	75	3.65
5	Efforts towards conducting training other than specified in Curriculum to make you industry ready	42	26	7	0	75	3.47
6	Support provided to learn new technology for bridging the gap between available and current technology by the Department/Institute	42	26	7	0	75	3.47
7	Motivation for becoming an entrepreneur	10	10	0	0	20	3.50

GENERAL

S.No.	Rate the General Practices	A	B	C	D	Total students	Value
1	Rate the level of your expectation that MIET has fulfilled	45	30	0	0	75	3.60
2	Whether your grievances if any were addressed properly at different levels of the Department/ Institute	38	32	5	0	75	3.44
3	Fests like Cultural (KOLAHAL), Literary (Glitz), Sports (Endura), Technical (RoboChamps, CodeZila etc.), Arts (Rangotsav). Rate your satisfaction level in terms of proper organization and participation etc.	5	5	0	0	10	3.50

1	PHYSICAL RESOURCES	Improvement in mess food; Classroom furniture, Classrooms are very hot during summer;
2	TEACHING LEARNING PROCESS	No comments
3	TRAINING & PLACEMENT	No comments
4	GENERAL	No comments



Exit Feedback analysis sheet session 2021-22

PHYSICAL RESOURCES

2	Laboratories in terms of available equipment and manuals	16	3	1	0	20	3.75
3	Seminar/ Auditorium in terms of seating capacity, comfort and sound system	18	1	1	0	20	3.85
4	Library in terms of available resources like books & journals	20	0	0	0	20	4.00
5	Computer Facility	18	2	0	0	20	3.90
6	Internet in terms of availability, speed and coverage	16	3	1	0	20	3.75
7	Sports Facility	5	10	5	0	20	3.00
8	Hostel & Mess in terms of cleanliness, hygienic food, security and ambience	10	8	1	1	20	3.35
9	Canteen in terms of cleanliness, hygiene and quality food	15	5	0	0	20	3.75
10	Transport facility in terms of security, cost, convenience and comfort	16	3	1	0	20	3.75
11	Medical facility in terms of availability of doctor, ambulance, and other support	16	4	0	0	20	3.80
12	Overall ambience in the Department/ Institute	17	3	0	0	20	3.85

TEACHING LEARNING PROCESS

S.No.	Rate the Teaching Learning process	A	B	C	D	Total students	Value
1	Teaching methodology followed by the Department/ Institute	19	1	0	0	20	3.95
2	Project in terms of guidance & facilities	12	6	1	0	19	3.58
3	Curriculum in terms of relevance of subjects taught, both theory and practical labs	14	5	1	0	20	3.65
4	Curriculum in terms of relevance of managerial and value based subjects (such as Human Values and Professional Ethics etc.)	15	5	0	0	20	3.75
5	Curriculum in terms of flexibility to choose from electives and open elective subjects	16	4	0	0	20	3.80
6	Support for preparations of competitive classes like GATE/IES/CAT etc.	14	4	1	1	20	3.55
7	Guest lectures by Industrial experts in terms of their relevance, frequency and quality	10	5	3	2	20	3.15
8	Efforts towards conducting Industrial visits	10	5	3	2	20	3.15
9	Examination system/Process of the Institute in terms of Integrity, Evaluation and Transparency	15	4	1	0	20	3.70
10	Role of faculty in terms of shaping your career, counseling and motivation	16	3	1	0	20	3.75
11	Rate the role of faculty in terms of knowledge dissemination & support	16	4	0	0	20	3.80




TRAINING & PLACEMENT

S.No.	Rate the training & placement facilities available in the Institute	A	B	C	D	Total students	Value
1	Satisfaction level in terms of placement support provided	14	6	0	0	20	3.70
2	Support provided towards mandatory summer Industrial trainings	15	5	0	0	20	3.75
3	Personality development classes	15	5	0	0	20	3.75
4	Aptitude & Reasoning classes (Zenith and others)	15	5	0	0	20	3.75
5	Efforts towards conducting training other than specified in Curriculum to make you industry ready	12	6	1	1	20	3.45
6	Support provided to learn new technology for bridging the gap between available and current technology by the Department/Institute	13	4	2	1	20	3.45
7	Motivation for becoming an entrepreneur	2	15	3	0	20	2.95

GENERAL

S.No.	Rate the General Practices	A	B	C	D	Total students	Value
1	Rate the level of your expectation that MIET has fulfilled	14	6	0	0	20	3.70
2	Whether your grievances if any were addressed properly at different levels of the Department/ Institute	14	5	1	0	20	3.65
3	Fests like Cultural (KOLAHAL), Literary (Glitz), Sports (Endura), Technical (RoboChamps, CodeZila etc.), Arts (Rangotsav). Rate your satisfaction level in terms of proper organization and participation etc.	14	6	0	0	20	3.70




Exit Feedback analysis sheet session 2021-22

PHYSICAL RESOURCES

2	Laboratories in terms of available equipment and manuals	41	24	16	0	81	3.31
3	Seminar/ Auditorium in terms of seating capacity, comfort and sound system	39	26	15	1	81	3.27
4	Library in terms of available resources like books & journals	48	25	8	0	81	3.49
5	Computer Facility	35	25	20	1	81	3.16
6	Internet in terms of availability, speed and coverage	48	28	5	0	81	3.53
7	Sports Facility	36	27	17	1	81	3.21
8	Hostel & Mess in terms of cleanliness, hygienic food, security and ambience	45	22	14	0	81	3.38
9	Canteen in terms of cleanliness, hygiene and quality food	47	24	10	0	81	3.46
10	Transport facility in terms of security, cost, convenience and comfort	39	26	16	0	81	3.28
11	Medical facility in terms of availability of doctor, ambulance, and other support	43	25	13	0	81	3.37
12	Overall ambience in the Department/ Institute	45	26	10	0	81	3.43

TEACHING LEARNING PROCESS

S.No.	Rate the Teaching Learning process	A	B	C	D	Total students	Value
1	Teaching methodology followed by the Department/ Institute	44	24	13	0	81	3.38
2	Project in terms of guidance & facilities	48	24	9	0	81	3.48
3	Curriculum in terms of relevance of subjects taught, both theory and practical labs	44	26	11	0	81	3.41
4	Curriculum in terms of relevance of managerial and value based subjects (such as Human Values and Professional Ethics etc.)	42	24	15	0	81	3.33
5	Curriculum in terms of flexibility to choose from electives and open elective subjects	45	22	14	0	81	3.38
6	Support for preparations of competitive classes like GATE/IES/CAT etc.	44	24	13	0	81	3.38
7	Guest lectures by Industrial experts in terms of their relevance, frequency and quality	40	27	14	0	81	3.32
8	Efforts towards conducting Industrial visits	48	26	7	0	81	3.51
9	Examination system/Process of the Institute in terms of Integrity, Evaluation and Transparency	39	25	17	0	81	3.27
10	Role of faculty in terms of shaping your career, counseling and motivation	46	20	15	0	81	3.38
11	Rate the role of faculty in terms of knowledge dissemination & support	45	25	11	0	81	3.42



TRAINING & PLACEMENT

S.No.	Rate the training & placement facilities available in the Institute	A	B	C	D	Total students	Value
1	Satisfaction level in terms of placement support provided	42	20	18	1	81	3.27
2	Support provided towards mandatory summer Industrial trainings	48	26	7	0	81	3.51
3	Personality development classes	44	21	16	0	81	3.35
4	Aptitude & Reasoning classes (Zenith and others)	38	26	17	0	81	3.26
5	Efforts towards conducting training other than specified in Curriculum to make you industry ready	42	20	18	1	81	3.27
6	Support provided to learn new technology for bridging the gap between available and current technology by the Department/Institute	46	21	14	0	81	3.40
7	Motivation for becoming an entrepreneur	44	26	11	0	81	3.41

GENERAL

S.No.	Rate the General Practices	A	B	C	D	Total students	Value
1	Rate the level of your expectation that MIET has fulfilled	42	20	18	1	81	3.27
2	Whether your grievances if any were addressed properly at different levels of the Department/ Institute	38	26	17	0	81	3.26
3	Fests like Cultural (KOLAHAL), Literary (Glitz), Sports (Endura), Technical (RoboChamps, CodeZila etc.), Arts (Rangotsav). Rate your satisfaction level in terms of proper organization and participation etc.	41	25	15	0	81	3.32




PHYSICAL RESOURCES

2	Laboratories in terms of available equipment and manuals	172	116	31	13	332	3.35
3	Seminar/ Auditorium in terms of seating capacity, comfort and sound system	191	100	56	12	359	3.31
4	Library in terms of available resources like books & journals	183	95	39	14	331	3.35
5	Computer Facility	208	86	21	13	328	3.49
6	Internet in terms of availability, speed and coverage	127	120	52	32	331	3.03
7	Sports Facility	98	112	63	55	328	2.77
8	Hostel & Mess in terms of cleanliness, hygienic food, security and ambience	112	103	67	40	322	2.89
9	Canteen in terms of cleanliness, hygiene and quality food	111	113	68	34	326	2.92
10	Transport facility in terms of security, cost, convenience and comfort	130	119	47	20	316	3.14
11	Medical facility in terms of availability of doctor, ambulance, and other support	121	110	45	44	320	2.96
12	Overall ambience in the Department/ Institute	149	123	42	18	332	3.21

TEACHING LEARNING PROCESS

S.No.	Rate the Teaching Learning process	A	B	C	D	Total students	Value
1	Teaching methodology followed by the Department/ Institute	159	132	30	9	330	3.34
2	Project in terms of guidance & facilities	156	121	35	16	328	3.27
3	Curriculum in terms of relevance of subjects taught, both theory and practical labs	145	125	45	12	327	3.23
4	Curriculum in terms of relevance of managerial and value based subjects (such as Human Values and Professional Ethics etc.)	150	121	45	11	327	3.25
5	Curriculum in terms of flexibility to choose from electives and open elective subjects	159	109	41	17	326	3.26
6	Support for preparations of competitive classes like GATE/IES/CAT etc.	117	103	60	47	327	2.89
7	Guest lectures by Industrial experts in terms of their relevance, frequency and quality	134	118	48	27	327	3.10
8	Efforts towards conducting Industrial visits	119	97	54	55	325	2.86
9	Examination system/Process of the Institute in terms of Integrity, Evaluation and Transparency	149	115	49	13	326	3.23
10	Role of faculty in terms of shaping your career, counseling and motivation	152	117	39	21	329	3.22
11	Rate the role of faculty in terms of knowledge dissemination & support	158	116	37	19	330	3.25



TRAINING & PLACEMENT

S.No.	Rate the training & placement facilities available in the Institute	A	B	C	D	Total students	Value
1	Satisfaction level in terms of placement support provided	180	111	30	10	331	3.39
2	Support provided towards mandatory summer Industrial trainings	147	119	48	15	329	3.21
3	Personality development classes	152	116	44	14	326	3.25
4	Aptitude & Reasoning classes (Zenith and others)	182	111	25	11	329	3.41
5	Efforts towards conducting training other than specified in Curriculum to make you industry ready	158	112	44	15	329	3.26
6	Support provided to learn new technology for bridging the gap between available and current technology by the Department/Institute	149	119	41	20	329	3.21
7	Motivation for becoming an entrepreneur	140	107	46	36	329	3.07

GENERAL

S.No.	Rate the General Practices	A	B	C	D	Total students	Value
1	Rate the level of your expectation that MIET has fulfilled	140	135	41	40	356	3.05
2	Whether your grievances if any were addressed properly at different levels of the Department/ Institute	132	132	46	13	323	3.19
3	Fests like Cultural (KOLAHAL), Literary (Glitz), Sports (Endura), Technical (RoboChamps, CodeZila etc.), Arts (Rangotsav). Rate your satisfaction level in terms of proper organization and participation etc.	147	115	37	30	329	3.15

1	PHYSICAL RESOURCES	Improvement in mess food; seating facility throughout the campus- visiting chairs; Parking facility roof; lifts in b4 most of times not working
2	TEACHING LEARNING PROCESS	No comments
3	TRAINING & PLACEMENT	Core companies should also be invited
4	GENERAL	No comments




MEERUT INSTITUTE OF ENGINEERING & TECHNOLOGY
DEPARTMENT OF PHARMACEUTICAL TECHNOLOGY
ANALYSIS OF EXIT FEEDBACK-(Batch 2018-22)

PHYSICAL RESOURCES		Average
1	Rate the classrooms in terms of ventilation, sitting capacity, comfort and clear visibility of board work.	3.57
2	Rate the laboratory in terms of available equipments and manuals.	3.66
3	Rate the laboratory in terms of sincerity in conduction of experiments, support from teaching and non-teaching staff etc.	3.62
4	Rate the sports facility, both indoor and outdoor, in terms of available infrastructure and sports goods.	3.48
5	Rate the medical facility within the institute in terms of availability of doctor, ambulance, and other support	3.57
6	Rate the hostel facility (if applicable) in terms of cleanliness, hygienic food and other services	3.07
7	Rate the Mess facility in terms of cleanliness, hygiene, quality food, pricing and other services	2.93
8	Rate the canteen facility in terms of cleanliness, hygiene, quality food, pricing and other services	3.47
9	Rate the basic amenities such as Drinking Water, Electricity, Wash Rooms etc. of the Institute	3.56
10	Rate the Seminar and Auditorium facility of the institute in terms of sitting capacity, comfort, sound system availability etc.	3.66
11	Rate the Common Room facility for Boys and Girls	3.36
12	Rate Wi-Fi/Internet facility and support of the institute in terms of availability, speed, coverage and maintenance.	3.41
13	Rate the availability and accessibility of the computer systems/ printers/ scanners/ Xerox etc.	3.66
14	Rate the Transport facility (If Applicable) in terms of security, cost, convenience and comfort	3.57
TEACHING LEARNING PROCESS		
15	Fundamentals and the concepts you had before joining the institute was strengthened during your stay at MIET. Rate your satisfaction level in the context	3.7
16	Rate the teaching methodology that is being followed by the Department/Institute	3.56
17	Rate the Project (major & minor) in terms of availability of equipments/material	3.48
18	Rate the Project (major & minor) in terms of guidance from supervisor and non-teaching staff	3.57
19	Rate the Project (major & minor) in terms of encouragement for the inter-departmental projects	3.59
20	Rate the curriculum in terms of relevance of core subjects taught, both theory and practical	3.54
21	Rate the curriculum in terms of relevance of managerial subjects and subjects on social cause such as Human values and professional ethics	3.62
22	Rate the curriculum in terms of flexibility to choose from electives and open elective subjects	3.54
23	Rate the role of academic calendar in smooth functioning of the academics	3.61
24	Rate the support provided towards mandatory industrial trainings	3.46
25	Rate the outcome/ efficacy/ achievements/ usefulness of the Personality Development Classes (Ex. Winning Mantra)	3.46

26	Rate the outcome/ efficacy/ achievements/ usefulness of the Aptitude Classes (Ex. Zenith and others)	3.59
27	Rate the support for the preparations of competitive classes like GATE etc	3.16
28	Rate the outcome/ efficacy/ achievements/ usefulness of the summer and winter training programs conducted by the Department/ Institute	3.48
29	Rate the guest lectures by Industrial Experts in terms of their relevance, frequency and quality	3.67
30	Rate the efforts towards conducting Industrial visits	3.31
31	Rate the efforts towards conducting training other than specified in Curriculum, during semester, to make you Industry ready (Ex Industrial Oriented Programs)	3.38
32	Rate the support provided for the new technology incorporation to bridge the gap between available and current technology of the Department/Institute (Ex FESTO, SIEMENS, BOSCH and TEXAS INSTRUMENTATION etc)	3.34
33	Rate the examination system/ process of the institute in terms of Integrity, Evaluation and Transparency.	3.57
INFORMATION RESOURCES		
34	Rate the Library Management system of the institute in terms of Quantity and Quality of available books	3.66
35	Rate the Library Management system of the institute in terms of Quantity and Quality of available Journals and Magazines	3.61
36	Rate the Library Management system of the institute in terms of Timings after working hours	3.77
37	Rate the accessibility of library in the Department/ Institute/ Hostel (Boys & Girls)	3.56
HUMAN RESOURCES, GRIEVANCES ETC.		
38	Rate the role of faculty in terms of shaping your career, counselling and motivation	3.59
39	Rate the role of faculty in terms of knowledge dissemination, support (emotional and other)	3.49
40	Whether your grievances are addressed properly at different levels of the Department/ Institute. Rate your satisfaction level of the same.	3.52
41	Your queries/ problems/ grievances are addressed properly in the registrar office. Rate your satisfaction level of the same.	3.54
42	Rate the availability of power system and hierarchy being followed in the Department/ Institute.	3.48
GENERAL		
43	Rate the level of your expectation that MIET has fulfilled.	3.59
44	Rate your satisfaction level in terms of on-campus and off-campus placement support provided by the MIET	3.54
45	Rate the general discipline of the Department/ Institute.	3.67
46	Rate the Overall ambience of the Department/ Institute.	3.46
47	Rate the satisfaction level of the security available in the institute.	3.62
48	The Department/ Institute conducts various tests like Cultural (KOLAHAL), Literary (GLITZ), Sports (ENDURA), Technical (ROBO-CHAMPS, CODEVITA etc), Arts (RANGOTSAV). Rate your satisfaction level in terms of proper organization and participation etc.	3.62

Am


 Principal
 Deptt. of Pharmaceutical Technology
 MIET, Meerut

**MERUT INSTITUTE OF ENGINEERING & TECHNOLOGY, MEERUT
DEPARTMENT OF PHARMACEUTICAL TECHNOLOGY
ANALYSIS OF EXIT FEEDBACK (Batch 2018-22)**

Programme: B. Pharmacy

PHYSICAL RESOURCES


Sl. No.	Roll No.	Student Name	Average																												Value at level 5	Value at level 3						
			Marks (Excellent (5-4.5) V. Good (4-4.5) Good (3-4) Avg. (L.S-5) Below Avg. (0-3.5))														No. of Responses	Cumulative @ Score																				
			5	4	3	2	1																															
1	180650001	Rate the classrooms in terms of ventilation, sitting capacity, comfort and clear visibility of board work.	3	4	4	1	3	4	3	3	4	3	3	4	3	3	4	3	3	4	3	3	3	3	4	4	4	4	3	3	3.57	218	4.27	2.56				
2	180650004	Rate the laboratory in terms of available equipments and manuals.	3	4	5	4	3	4	3	3	4	4	4	4	4	4	4	4	4	4	4	4	4	4	4	4	4	4	4	4	4	4	4	61	4.37	2.62		
3	180650005	Rate the laboratory in terms of safety in conduction of experiments, support from teaching and non-teaching staff etc.	3	5	1	4	3	4	5	3	2	4	4	3	2	3	3	3	3	3	3	3	3	3	3	3	3	3	3	3	3	3	3	3	61	4.33	2.60	
4	180650006	Rate the sports facility, both indoor and outdoor, in terms of available infrastructure and sports grounds.	3	4	1	3	4	4	5	4	4	3	2	5	3	3	3	3	3	3	3	3	3	3	3	3	3	3	3	3	3	3	3	3	61	4.16	2.49	
5	180650007	Rate the medical facility within the institute in terms of availability of doctor, ambulance, and other support.	3	4	2	3	4	4	4	4	4	4	2	4	4	4	4	4	4	4	4	4	4	4	4	4	4	4	4	4	4	4	4	4	61	4.27	2.56	
6	180650008	Rate the hostel facility (if applicable) in terms of cleanliness, hygienic food and other services.	3	4	2	5	3	0	1	4	3	3	3	3	3	3	3	3	3	3	3	3	3	3	3	3	3	3	3	3	3	3	3	3	82	3.61	2.16	
7	180650009	Rate the Mess facility in terms of cleanliness, hygiene, quality food, pricing and other services.	3	4	3	3	0	1	3	3	2	3	4	4	4	4	4	4	4	4	4	4	4	4	4	4	4	4	4	4	4	4	4	4	4	81	3.45	2.07
8	180650010	Rate the canteen facility in terms of cleanliness, hygiene, quality food, pricing and other services.	3	4	2	3	4	5	4	4	4	4	4	4	4	4	4	4	4	4	4	4	4	4	4	4	4	4	4	4	4	4	4	4	60	4.08	2.45	
9	180650011	Rate the basic amenities such as Drinking Water, Electricity, Wash Rooms etc. of the Institute.	3	4	2	4	3	5	4	4	4	2	4	4	3	2	4	3	3	3	3	3	3	3	3	3	3	3	3	3	3	3	3	3	3	61	4.25	2.55
10	180650012	Rate the Seminar and Auditorium facility of the institute in terms of sitting capacity, comfort, sound system availability etc.	3	4	1	2	4	4	5	4	3	4	2	5	3	4	3	3	3	3	3	3	3	3	3	3	3	3	3	3	3	3	3	3	3	61	4.37	2.62
11	180650013	Rate the Common Room facility for Boys and Girls.	3	4	1	2	4	5	4	3	3	2	5	3	4	3	2	3	3	3	3	3	3	3	3	3	3	3	3	3	3	3	3	3	3	61	4.02	2.41
12	180650014	Rate the Wi-Fi/Internet facility and support of the institute in terms of availability, speed, coverage and maintenance.	3	4	1	3	4	4	1	3	3	2	4	4	3	4	3	4	3	3	3	3	3	3	3	3	3	3	3	3	3	3	3	3	3	61	4.08	2.45
13	180650015	Rate the availability and accessibility of the computer systems/printers/scanners/Xerox etc.	3	4	1	3	3	5	4	4	4	4	4	4	4	4	4	4	4	4	4	4	4	4	4	4	4	4	4	4	4	4	4	4	4	61	4.37	2.62
14	180650016	Rate the Transport facility (If Applicable) in terms of security, cost, convenience and comfort	3	4	1	4	4	4	4	4	4	3	2	3	3	4	3	3	3	3	3	3	3	3	3	3	3	3	3	3	3	3	3	3	3	61	4.27	2.56



Principal
Dept. of Pharmaceutical Technology
MIET, Meerut

Handwritten signature/initials in blue ink.

Sl. No.	PHYSICAL RESOURCES	Student Name	Roll No.	Marks (Excluding (24-45) i.e. Good (4-45) (Good (24-4) i.e. Avg. (14-53) i.e. Below Avg. (0-1-53))			Average	No. of Responses	Cumulatively Score	Value at level 5	Value at level 3				
				5	4	3						2	1		
				5	4	3						2	1		
15	Fundamentals and the concepts you had before joining the institute was strengthened during your stay at MIET. Rate your satisfaction level in the context			3	7	16	16	3	3	3	3.7	61	226	4.43	2.66
16	Rate the teaching methodology that is being followed by the Department/Institute			3	4	13	19	21	6	1	3.56	60	217	4.25	2.55
17	Rate the Project (major & minor) in terms of availability of equipments/material			3	4	13	12	31	2	2	3.48	60	212	4.16	2.49
18	Rate the Project (major & minor) in terms of guidance from supervisor and non-teaching staff			3	4	10	21	24	6	0	3.57	61	218	4.27	2.56
19	encouragement for the inter-departmental projects			3	4	11	20	26	2	2	3.59	61	219	4.29	2.58
20	Rate the curriculum in terms of relevance of core subjects taught, both theory and practical			3	4	11	21	21	6	2	3.54	61	216	4.24	2.54
21	Rate the curriculum in terms of relevance of managerial subjects and subjects on social cause such as Human values and professional ethics			3	4	16	26	4	1		3.62	61	221	4.33	2.60
22	Rate the curriculum in terms of flexibility to choose from electives and open elective subjects			3	4	12	17	25	6	1	3.54	61	216	4.24	2.54
23	Rate the role of academic calendar in smooth functioning of the academics			3	4	14	19	23	1	3	3.61	60	220	4.31	2.59
24	Rate the support provided towards mandatory industrial trainings			3	4	11	19	21	7	3	3.46	61	211	4.14	2.48
25	Rate the outcome/ efficacy/ achievements/ usefulness of the Personality Development Classes (Ex. Winning Mantra)			3	4	12	13	28	7	1	3.46	61	211	4.14	2.48
26	Rate the outcome/ efficacy/ achievements/ usefulness of the Aptitude Classes (Ex. Zenith and others)			3	4	13	20	21	4	3	3.59	61	219	4.29	2.58
27	Rate the support for the preparations of competitive classes like GATE etc			3	4	10	10	25	12	4	3.16	61	193	3.78	2.27
28	Rate the outcome/ efficacy/ achievements/ usefulness of the summer and winter training programs conducted by the Department/ Institute			3	4	9	21	22	8	1	3.48	61	212	4.16	2.49
29	Rate the guest lectures by Industrial Experts in terms of their relevance, frequency and quality			3	4	16	14	27	3	1	3.67	61	224	4.39	2.64
30	Rate the efforts towards conducting Industrial visits			3	4	8	19	20	12	2	3.31	61	202	3.96	2.38
31	Rate the efforts towards conducting training other than specified in Curriculum, during semester, to make you Industry ready (Ex Industrial Oriented Programs)			3	4	11	13	27	8	2	3.38	61	206	4.04	2.42
32	Rate the support provided for the new technology incorporation to bridge the gap between available and current technology of the Department/Institute (Ex FESTO, SIEMENS, BOSCH and TEXAS INSTRUMENTATION etc)			3	4	10	16	23	9	3	3.34	61	204	4.00	2.40



(Handwritten Signature)
Principal
Deptt. of Pharmaceutical Technology
MIET, Meerut

Mercut Institute of Engineering & Technology
Department of Electronics & Communication Engineering
Teaching Feedback

Year:- 3rd Semester:- 6th

Session 2021-22 (Even Sem)

Sr.No.	Subject Name & Faculty Name	Subject Code	Punctuality & Regularity of Faculty in the Class-Rate it.	Focus on Syllabus (Teaching the subject by faculty)-Rate it.	Self-confidence of faculty (Command in subject)-Rate it.	Progress & Coverage of syllabus by faculty-Rate it.	Delivery of structured lecture by faculty (topic are covered sequentially and in planned manner)-Rate it.	Communication Skills of faculty-Rate it.	Class control by faculty during delivery of lecture-Rate it.	Quality of tutorials, assignments & study material provided by faculty-Rate it.	Shares the answer of sessional exam and PUT questions after the conduct of the sessional exam and PUT by faculty-Rate it.	Fairness in the assessment processes by faculty: (Sessional Exams, PUT, assignment, etc.) Rate it.	Overall learning experience-Rate it.	Is the course outcome achieved upto your expectation? Rate it.	Any other feedback related to the course for better learning outcomes.
1	Digital Comm. (Dr. Ajay Kumar)	KEC-601	4.05	4.02	3.90	3.99	3.91	3.92	3.79	4.03	3.82	4.11	3.97	3.75	-
2	Control System (Dr. Deepak Agrawal)	KEC-602	4.04	4.08	4.39	4.14	4.05	4.01	3.84	4.04	3.88	4.12	3.91	3.88	-
3	Antenna & Wave Propagation (Dr. Subodh Kr. Tripathi)	KEC-603	4.57	4.50	4.43	4.46	4.39	4.50	4.61	4.28	4.17	4.39	4.28	4.35	-
4	Antenna & Wave Propagation (Dr. Maksud Alam)	KEC-603	4.02	4.00	3.96	4.02	4.17	3.98	4.00	4.00	3.91	3.85	3.93	3.87	-
5	Data Communication Network (Dr. Abhinav Adarsh)	KEC-063	3.81	3.79	3.86	3.86	3.88	3.74	3.69	3.76	3.71	3.95	3.90	3.67	-
5	Comm. (Dr. Anandeshwar Kr. Ratnesh)	KEC-062	3.96	3.8	3.94	3.9	3.72	3.84	3.78	3.72	3.66	3.86	3.56	3.82	-
7	UHBNEC (Mr. Anupam Ratn)	KOE069	4.38	4.34	4.32	4.34	4.32	4.23	4.14	4.20	4.14	4.27	4.27	4.24	-
8	ITC (Mrs. Rashpal Kaur)	KNC-602	4.24	4.23	4.21	4.13	4.02	3.97	3.71	3.98	3.90	3.97	3.91	3.92	-

Dr. Subodh Kumar Tripathi
 Academic Co-ordinator



Dr. Neha Mittal
 Head of the Department

Year:- 4th Semester:- 8th

Session 2021-22 (Even Sem)

Sr.No.	Subject Name & Faculty Name	Subject Code	Punctuality & Regularity of Faculty in the Class-Rate It.	Focus on Syllabus (Teaching the subject by faculty)-Rate It.	Self-confidence of faculty (Command in subject)-Rate It.	Progress & Coverage of syllabus by faculty-Rate it.	Delivery of structured lecture by faculty (topic are covered sequentially and in planned manner)-Rate It.	Communication Skills of faculty-Rate It.	Class control by faculty during delivery of lecture-Rate it.	Quality of tutorials, assignments & study material provided by faculty-Rate it.	Shares the answer of sessional exam and PUT questions after the conduct of the sessional exam and PUT by faculty-Rate It.	Fairness in the assessment processes by faculty. (Sessional Exams, PUT, assignment, etc.) Rate it.	Overall learning experience-Rate It.	Is the course outcome achieved upto your expectation s?-Rate It	Any other feedback related to the course for better learning outcomes.
1	Automation and Robotics (Dr. Pramod Singh)	KOE-091	4.55	4.53	4.51	4.56	4.41	4.45	4.41	4.42	4.44	4.49	4.49	4.35	
2	Entrepreneurship Development (Dr. Dilip Rawat)	KOE-083	4.34	4.36	4.38	4.32	4.29	4.24	4.24	4.34	4.32	4.22	4.29	4.23	
3	Project Management and entrepreneurship (Mr. Rajneesh Kumar)	KHU-802	4.55	4.54	4.44	4.36	4.33	4.38	4.39	4.48	4.39	4.37	4.39	4.33	

.. Needs Improvement; 2. Average; 3. Good; 4. Very Good; 5. Excellent)

Dr. Subodh Kumar Tripathi
 Academic Co-ordinator



Dr. Neha Mittal
 Head of the Department

Meerut Institute of Engineering & Technology
Department of Electrical Engineering
Feedback about Teaching and Learning

Year:- 4th

Semester:- 8th

Session 2021-22 (Even Sem)

Sr. No.	Subject Name & Faculty Name	Subject Code	Punctuality & Regularity of Faculty in the Class-Rate it.	Focus on Syllabus (Teaching the subject by faculty)-Rate it.	Self-confidence of faculty (Command in subject)-Rate it.	Progress & Coverage of syllabus by faculty-Rate it.	Delivery of structured lecture by faculty (topic are covered sequentially and in planned manner)-Rate it.	Communication Skills of faculty-Rate it.	Class control by faculty during delivery of lecture-Rate it.	Quality of tutorials, assignments & study material provided by faculty-Rate it.	Shares the answer of sessional exam and PUT questions after the conduct of the sessional exam and PUT by faculty-Rate it.	Fairness in the assessment processes by faculty. (Sessional Exams, PUT, assignment, etc.)-Rate it.	Overall learning experience-Rate it.	Is the course outcome achieved upto your expectation s?-Rate it	Any other feedback related to the course for better learning outcomes.	Overall Feedback (Average of all Points)
1	Introduction to Smart Grid (Mr. Umesh Kumar)	KOE-084	4.50	4.54	4.57	4.57	4.54	4.71	4.46	4.54	4.68	4.64	4.57	4.57		4.57
2	Human Value in Buddha & Jain Darshan (Mr. Anupam Ratan)	KOE-098	4.71	4.58	4.74	4.71	4.71	4.71	4.68	4.65	4.77	4.84	4.81	4.58		4.71
3	Project Management and entrepreneurship (Dr. Anamika Singh)	KHU-802	4.74	4.77	4.65	4.61	4.68	4.74	4.55	4.71	4.77	4.77	4.71	4.55		4.69

(1. Needs Improvement; 2. Average; 3. Good; 4. Very Good; 5. Excellent)



Year:- 3rd

Semester:- 6th

Session 2021-22 (Even Sem)

Sr. No.	Subject Name & Faculty Name	Subject Code	Punctuality & Regularity of Faculty in the Class-Rate it.	Focus on Syllabus (Teaching the subject by faculty)-Rate it.	Self-confidence of faculty (Command in subject)-Rate it.	Progress & Coverage of syllabus by faculty-Rate it.	Delivery of structured lecture by faculty (topic are covered sequentially and in planned manner)-Rate it.	Communication Skills of faculty-Rate it.	Class control by faculty during delivery of lecture-Rate it.	Quality of tutorials, assignments & study material provided by faculty-Rate it.	Shares the answer of sessional exam and PUT questions after the conduct of the sessional exam and PUT by faculty-Rate it.	Fairness in the assessment processes by faculty. (Sessional Exams, PUT, assignment, etc.)-Rate it.	Overall learning experience-Rate it.	Is the course outcome achieved upto your expectations?-Rate it	Any other feedback related to the course for better learning outcomes.	Overall Feedback (Average of all Points)
1	Power System-II (Mr. Umesh Kumar)	KEE-601	4.75	4.75	4.82	4.54	4.57	4.64	4.54	4.75	4.82	4.57	4.61	4.64		4.67
2	Microprocessor & Microcontroller (Mrs. Shweta Shukla)	KEE-602	4.79	4.54	4.64	4.68	4.50	4.57	4.57	4.64	4.75	4.57	4.43	4.46		4.60
3	Power Electronics (Dr. Bhupender Sharma)	KEE-603	4.89	4.75	4.79	4.82	4.75	4.68	4.82	4.75	4.64	4.75	4.64	4.57		4.74
4	Special Electrical Machine (Dr. Anamika Singh)	KEE-061	4.86	4.86	4.86	4.86	4.71	4.86	4.57	4.86	4.57	4.86	4.86	4.71		4.79
5	Electrical & Hybrid Vehicles (Dr. Rajeev Chauhan)	KEE-064	4.50	4.00	3.83	3.83	3.67	3.67	4.00	4.00	4.17	3.83	3.83	3.50		3.90
6	Idea to Business Model (Dr. Rajneesh Kumar)	KEE-062	4.54	4.32	4.32	4.46	4.39	4.25	4.21	4.11	4.32	4.36	4.14	4.25		4.31
8	ITCS (Ms. Muskan Singh)	KNC-602	4.14	4.07	4.04	4.11	4.14	4.04	4.00	3.93	3.86	3.89	4.07	4.04		4.03

(1. Needs Improvement; 2. Average; 3. Good; 4. Very Good; 5. Excellent)





CE

TEACHING LEARNING PROCESS

Faculty Name-Mr.Anupam Ratan

Year- IV

Department- Civil Engineering

S.No.	Rate the Teaching Learning process	Year- IV					Total students
		5	4	3	2	1	
1	Punctuality & Regularity of Faculty in the Class-Rate it.	22	1	1	-	-	24
2	Focus on Syllabus (Teaching the subject by faculty)-Rate it.	22	1	1	-	-	24
3	Self-confidence of faculty (Command in subject)-Rate it.	24	-	-	-	-	24
4	Progress & Coverage of syllabus by faculty-Rate it.	22	2	-	-	-	24
5	Delivery of structured lecture by faculty (topic are covered sequentially and in planned manner)-Rate it.	22	1	1	-	-	24
6	Communication Skills of faculty- Rate it.	24	-	-	-	-	24
7	Class control by faculty during delivery of lecture-Rate it.	23	1	-	-	-	24
8	Quality of tutorials, assignments & study material provided by faculty-Rate it.	23	1	-	-	1	24
9	Shares the answer of sessional exam and PUT questions after the conduct of the sessional exam and PUT by faculty-Rate it.	20	4	-	-	-	24
10	Fairness in the assessment processes by faculty. (Sessional Exams, PUT, assignment, etc.)-Rate it.	23	1	-	-	-	24
11	Overall learning experience-Rate it.	22	1	-	-	1	24
12	Is the course outcome achieved upto your expectations?-Rate it	22	1	-	1	-	24
13	Any other feedback related to the course for better learning outcomes.	NA	NA	NA	NA	NA	NA
 Academic Coordinator							HOD CIVIL

TEACHING LEARNING PROCESS


Faculty Name-Mr. Dilip Rawat

Year- IV

Department- Civil Engineering



S.No.	Rate the Teaching Learning process	5	4	3	2	1	Total students
		Excellent	V/Good	Good	Average	Needs Improvement	
1	Punctuality & Regularity of Faculty in the Class-Rate it.	18	-	2	1	3	24
2	Focus on Syllabus (Teaching the subject by faculty)-Rate it.	15	4	-	1	4	24
3	Self-confidence of faculty (Command in subject)-Rate it.	15	3	1	1	4	24
4	Progress & Coverage of syllabus by faculty-Rate it.	14	5	-	2	3	24
5	Delivery of structured lecture by faculty (topic are covered sequentially and in planned manner)-Rate it.	14	6	-	1	3	24
6	Communication Skills of faculty- Rate it.	15	3	2	1	3	24
7	Class control by faculty during delivery of lecture-Rate it.	16	3	2	-	3	24
8	Quality of tutorial, assignments & study material provided by faculty-Rate it.	15	4	1	-	4	24
9	Shares the answer of sessional exam and PUT questions after the conduct of the sessional exam and PUT by faculty-Rate it.	13	5	-	3	3	24
10	Fairness in the assessment processes by faculty. (Sessional Exams, PUT, assignment, etc.)-Rate it.	14	5	-	2	3	24
11	Overall learning experience-Rate it.	15	4	1	1	3	24
12	Is the course outcome achieved upto your expectations?-Rate it	14	4	-	2	4	24
13	Any other feedback related to the course for better learning outcomes.		NA	NA	NA	NA	NA

Dilip Rawat
27/07/19
Academic Coordinator





HOD CIVIL

TEACHING LEARNING PROCESS

Faculty Name-Mr.Rajneesh Kumar		Year- IV				Department- Civil Engineering	
S.No.	Rate the Teaching Learning process	5	4	3	2	1	Total students
		Excellent	V/Good	Good	Average	Needs Improvement	
1	Punctuality & Regularity of Faculty in the Class-Rate it.	17	5	-	2	-	24
2	Focus on Syllabus (Teaching the subject by faculty)-Rate it.	15	5	1	3	-	24
3	Self-confidence of faculty (Command in subject)-Rate it.	17	4	-	2	1	24
4	Progress & Coverage of syllabus by faculty-Rate it.	15	4	1	3	1	24
5	Delivery of structured lecture by faculty (topic are covered sequentially and in planned manner)-Rate it.	15	6	-	2	1	24
6	Communication Skills of faculty-Rate it.	15	5	1	2	1	24
7	Class control by faculty during delivery of lecture-Rate it.	15	6	-	2	1	24
8	Quality of tutorials, assignments & study material provided by faculty-Rate it.	15	6	-	2	1	24
9	Shares the answer of sessional exam and PUT questions after the conduct of the sessional exam and PUT by faculty-Rate it.	13	6	1	3	1	24
10	Fairness in the assessment processes by faculty. (Sessional Exams, PUT, assignment, etc.)-Rate it.	14	5	-	3	2	24
11	Overall learning experience-Rate it.	14	5	1	3	1	24
12	Is the course outcome achieved upto your expectations?-Rate it	15	5	1	2	1	24
13	Any other feedback related to the course for better learning outcomes	NA	NA	NA	NA	NA	NA
Academic Coordinator  19/12/21 		HOD CIVIL					

TEACHING LEARNING PROCESS

Faculty Name-Mr.Kamal Kumar		Year- III					Department- Civil Engineering	
S.No.	Rate the Teaching Learning process	5	4	3	2	1	Total students	
		Excellent	V/Good	Good	Average	Needs Improvement		
1	Punctuality & Regularity of Faculty in the Class-Rate it.	15	3	1	-	-	19	
2	Focus on Syllabus (Teaching the subject by faculty)-Rate it.	15	2	2	-	-	19	
3	Self-confidence of faculty (Command in subject)-Rate it.	14	4	1	-	-	19	
4	Progress & Coverage of syllabus by faculty-Rate it.	10	6	3	-	-	19	
5	Delivery of structured lecture by faculty (topic are covered sequentially and in planned manner)-Rate it.	13	5	1	-	-	19	
6	Communication Skills of faculty- Rate it.	12	6	1	-	-	19	
7	Class control by faculty during delivery of lecture-Rate it.	14	2	3	-	-	19	
8	Quality of tutorials, assignments & study material provided by faculty-Rate it.	12	5	1	1	-	19	
9	Shares the answer of sessional exam and PUT questions after the conduct of the sessional exam and PUT by faculty-Rate it.	9	5	5	-	-	19	
10	Fairness in the assessment processes by faculty, (Sessional Exams, PUT, assignment, etc.)-Rate it.	10	6	3	-	-	19	
11	Overall learning experience-Rate it.	12	6	1	-	-	19	
12	Is the course outcome achieved upto your expectations?-Rate it	12	6	1	-	-	19	
13	Any other feedback related to the course for better learning outcomes.	NA	NA	NA	NA	NA	NA	
							HOD CIVIL	




 Academic Coordinator


TEACHING LEARNING PROCESS



Faculty Name-Dr.Alok Goyal

Year- III

Department- Civil Engineering


S.No.	Rate the Teaching Learning process	Year- III					Needs Improvement	Total students
		Excellent	V:Good	Good	Average	1		
1	Punctuality & Regularity of Faculty in the Class-Rate it.	6	8	5	-	-	19	
2	Focus on Syllabus (Teaching the subject by faculty)-Rate it.	8	5	4	2	-	19	
3	Self-confidence of faculty (Command in subject)-Rate it.	11	6	2	-	-	19	
4	Progress & Coverage of syllabus by faculty-Rate it.	4	7	7	1	-	19	
5	Delivery of structured lecture by faculty (topic are covered sequentially and in planned manner)-Rate it.	5	10	4	-	-	19	
6	Communication Skills of faculty- Rate it.	11	5	3	-	-	19	
7	Class control by faculty during delivery of lecture-Rate it.	9	5	5	-	-	19	
8	Quality of tutorials, assignments & study material provided by faculty-Rate it.	9	4	6	-	-	19	
9	Shares the answer of sessional exam and PUT questions after the conduct of the sessional exam and PUT by faculty-Rate it.	6	4	9	-	-	19	
10	Fairness in the assessment processes by faculty. (Sessional Exams, PUT, assignment, etc.)-Rate it.	7	6	6	-	-	19	
11	Overall learning experience-Rate it.	7	8	4	-	-	19	
12	Is the course outcome achieved upto your expectations?-Rate it	6	8	5	-	-	19	
13	Any other feedback related to the course for better learning outcomes.	NA	NA	NA	NA	NA	NA	
<p align="center">  Academic Coordinator </p>		<p align="center">  Meerut </p>					HOD CIVIL	

TEACHING LEARNING PROCESS

Faculty Name-Mr.Gaurav Kashyap		Year- III					Department- Civil Engineering	
S.No.	Rate the Teaching Learning process	5	4	3	2	1	Total students	
		Excellent	V.Good	Good	Average	Needs Improvement		
1	Punctuality & Regularity of Faculty in the Class-Rate it.	13	6	-	-	-	19	
2	Focus on Syllabus (Teaching the subject by faculty)-Rate it.	11	8	-	-	-	19	
3	Self-confidence of faculty (Command in subject)-Rate it.	13	5	1	-	-	19	
4	Progress & Coverage of syllabus by faculty-Rate it.	9	8	2	-	-	19	
5	Delivery of structured lecture by faculty (topic are covered sequentially and in planned manner)-Rate it.	13	6	-	-	-	19	
6	Communication Skills of faculty- Rate it.	15	3	1	-	-	19	
7	Class control by faculty during delivery of lecture-Rate it.	14	5	-	-	-	19	
8	Quality of tutorials, assignments & study material provided by faculty-Rate it.	11	7	1	-	-	19	
9	Shares the answer of sessional exam and PUT questions after the conduct of the sessional exam and PUT by faculty-Rate it.	11	5	3	-	-	19	
10	Fairness in the assessment processes by faculty. (Sessional Exams, PUT, assignment, etc.)-Rate it.	12	4	3	-	-	19	
11	Overall learning experience-Rate it.	14	5	-	-	-	19	
12	Is the course outcome achieved upto your expectations?-Rate it	12	7	-	-	-	19	
13	Any other feedback related to the course for better learning outcomes.	NA	NA	NA	NA	NA	NA	
 Academic Coordinator								HOD CIVIL


TEACHING LEARNING PROCESS

Faculty Name-Mr.Nikhil Kumar		Year- III			Department- Civil Engineering		
S.No.	Rate the Teaching Learning process	Excellent	V.Good	Good	Average	Needs Improvement	Total students
		5	4	3	2	1	
1	Punctuality & Regularity of Faculty in the Class-Rate it.	13	6	-	-	-	19
2	Focus on Syllabus (Teaching the subject by faculty)-Rate it.	13	3	3	-	-	19
3	Self-confidence of faculty (Command in subject)-Rate it.	10	5	4	-	-	19
4	Progress & Coverage of syllabus by faculty-Rate it.	11	6	2	-	-	19
5	Delivery of structured lecture by faculty (topic are covered sequentially and in planned manner)-Rate it.	11	5	3	-	-	19
6	Communication Skills of faculty- Rate it.	10	4	3	1	1	19
7	Class control by faculty during delivery of lecture-Rate it.	11	7	1	-	-	19
8	Quality of tutorials, assignments & study material provided by faculty- Rate it.	11	6	1	1	-	19
9	Shares the answer of sessional exam and PUT questions after the conduct of the sessional exam and PUT by faculty-Rate it.	10	5	4	-	-	19
10	Fairness in the assessment processes by faculty. (Sessional Exams, PUT, assignment, etc.)-Rate it.	11	4	4	-	-	19
11	Overall learning experience-Rate it.	11	4	3	-	-	19
12	Is the course outcome achieved upto your expectations?-Rate it	10	6	1	1	1	19
13	Any other feedback related to the course for better learning outcomes.	NA	NA	NA	NA	NA	NA
Academic Coordinator		HOD CIVIL					



TEACHING LEARNING PROCESS



Faculty Name-Mr.Anupam Ratan		Year- III		Department- Civil Engineering			
S.No.	Rate the Teaching Learning process	5	4	3	2	1	Total students
		Excellent	V:Good	Good	Average	Needs Improvement	
1	Punctuality & Regularity of Faculty in the Class-Rate it.	17	2	-	-	-	19
2	Focus on Syllabus (Teaching the subject by faculty)-Rate it.	16	2	1	-	-	19
3	Self-confidence of faculty (Command in subject)-Rate it.	16	2	1	-	-	19
4	Progress & Coverage of syllabus by faculty-Rate it.	15	3	1	-	-	19
5	Delivery of structured lecture by faculty (topic are covered sequentially and in planned manner)-Rate it.	16	3	-	-	-	19
6	Communication Skills of faculty- Rate it.	15	4	-	-	-	19
7	Class control by faculty during delivery of lecture-Rate it.	16	2	1	-	-	19
8	Quality of tutorials, assignments & study material provided by faculty-Rate it.	15	2	2	-	-	19
9	Shares the answer of sessional exam and PUT questions after the conduct of the sessional exam and PUT by faculty-Rate it.	16	2	1	-	-	19
10	Fairness in the assessment processes by faculty. (Sessional Exams, PUT, assignment, etc.)-Rate it.	16	2	1	-	-	19
11	Overall learning experience-Rate it.	16	3	-	-	-	19
12	Is the course outcome achieved upto your expectations?-Rate it	15	4	-	-	-	19
13	Any other feedback related to the course for better learning outcomes.	NA	NA	NA	NA	NA	NA
Academic Coordinator		HOD CIVIL					



TEACHING LEARNING PROCESS

Faculty Name-Mr.Shubham Chaurasiya		Year- III		Department- Civil Engineering			
S.No.	Rate the Teaching Learning process	5	4	3	2	1	Total students
		Excellent	V/Good	Good	Average	Needs Improvement	
1	Punctuality & Regularity of Faculty in the Class-Rate it.	4	5	3	7	-	19
2	Focus on Syllabus (Teaching the subject by faculty)-Rate it.	4	5	3	4	3	19
3	Self-confidence of faculty (Command in subject)-Rate it.	7	3	3	5	1	19
4	Progress & Coverage of syllabus by faculty-Rate it.	5	4	1	7	2	19
5	Delivery of structured lecture by faculty (topic are covered sequentially and in planned manner)-Rate it.	5	4	1	8	1	19
6	Communication Skills of faculty- Rate it.	5	5	2	4	2	19
7	Class control by faculty during delivery of lecture-Rate it.	6	5	2	3	3	19
8	Quality of tutorials, assignments & study material provided by faculty-Rate it.	4	4	2	7	2	19
9	Shares the answer of sessional exam and PUT questions after the conduct of the sessional exam and PUT by faculty-Rate it.	5	3	2	8	1	19
10	Fairness in the assessment processes by faculty. (Sessional Exams, PUT, assignment, etc.)-Rate it.	4	5	2	6	2	19
11	Overall learning experience-Rate it.	3	5	3	5	3	19
12	Is the course outcome achieved upto your expectations?-Rate it	4	5	2	6	2	19
13	Any other feedback related to the course for better learning outcomes.	NA	NA	NA	NA	NA	NA

Academic Coordinator

HOD CIVIL

Student Name:-

Roll No.:-

Year:- 1st (I SEM)

Class:- MSc Microbiology

Session 2021-22 (Odd Semester)

Sr.No	Subject Name & Faculty Name	Subject Code	Punctuality & Regularity of Faculty in the Class Rate It.	Focus on Syllabus (Teaching the subject by faculty)- Rate It.	Self-confidence of faculty (Command in subject)-Rate It.	Progress & Coverage of syllabus by faculty- Rate It.	Delivery of structured lecture by faculty (topic are covered sequentially and in planned manner)- Rate It.	Communication Skills of faculty- Rate It.	Class control by faculty during delivery of lecture- Rate It.	Quality of tutorials, assignments & study material provided by faculty-Rate It.	Share the answer of sessional exam and PUT questions after the conduct of the sessional exam and PUT by faculty-Rate It.	Fairness in the assessment process by faculty (sessional exams, PUT, assignment, etc.)- Rate It.	Overall learning experience-Rate It.	Is the course outcome achieved upto your expectations?-Rate It.	Any other feedback related to the course for better learning outcomes.
1	Instrumentation and Microbial Techniques	GM 101	3.5	3.5	3.3	3.3	3.2	3.2	3.4	3.5	3.3	3.8	3.4	3.5	
2	Microbial Diversity- Prokaryotes and Viruses	GM 102	4.3	3.8	4.3	4.1	3.6	4	4.1	4	4.1	4.4	4.1	4	
3	Microbial Diversity- Eukaryotes	GM 103	4.6	4.7	4.6	4.6	4.4	4.7	4.6	4.5	4.4	4.3	4.6	4.1	
4	Statistical Methods and Bioinformatics in Biology	GM 104	4.5	4.6	4.5	4.3	4.1	4.1	4.4	4.3	4.2	4.3	4.4	4.4	

(1. Needs Improvement; 2. Average; 3. Good; 4. Very Good; 5. Excellent)

Subject Name	Subject Code	Faculty Name	Fac. Initial
Instrumentation and Microbial Techniques	GM 101	Dr. Renu Bala	DRB
Microbial Diversity- Prokaryotes and Viruses	GM 102	Dr. Hirdesh Kumar	DHK
Microbial Diversity- Eukaryotes	GM 103	Dr. Shipra Choudhary	DSC
Statistical Methods and Bioinformatics in Biology	GM 104	Dr. Asad Amir/ Dr. Sonia Sharma	DAAM DSoS



Shank
09/07/22

Student Name:-


Roll No.:-

Year:- 1st (II SEM)

Class:- MSc Microbiology

Session 2021-22 (Even Semester)

Sr.No.	Subject Name & Faculty Name	Subject Code	Punctuality & Regularity of Faculty in the Class Rate It.	Focus on syllabus (Teaching the subject by faculty)- Rate It.	Self-confidence of Faculty (Command in subject)- Rate It.	Progress & Coverage of syllabus by faculty- Rate It.	Delivery of structured lecture by faculty (topic are covered sequentially and in planned manner)- Rate It.	Communication Skills of faculty- Rate It.	Class control by faculty during delivery of lecture- Rate It.	Quality of tutorials, assignments & study material provided by faculty- Rate It.	Shares the answer of sessional exam and UT questions of the exam and PUT by faculty- Rate It.	Fairness in the assessment process by faculty (Sessional Exams, PUT, assignment, etc.)- Rate It.	Overall learning experience- Rate It.	Is the course outcome achieved upto your expectations? Rate It.	Any other feedback related to the course for better learning outcomes.
1	Microbial Physiology and Biochemistry	GM 201	4.6	4.6	4.6	4.5	4.4	4.7	4.5	4.3	4.3	4.5	4.4	4.1	
2	Microbial Genetics, Molecular Biology and Genetic Engineering	GM 202	4.4	4.5	4.6	4.5	4.3	4.4	4	4.5	4.2	4.4	4.5	4.2	
3	Agricultural Microbiology	GM 203	4	3.8	3.8	3.9	3.7	3.5	3.7	3.4	3.6	3.8	4	4	
4	Microbial Environmental Technology	GM 204	4	4	4.1	3.8	3.8	4.2	4.1	3.7	3.8	4.3	4.2	4	
(1. Needs Improvement; 2. Average; 3. Good; 4. Very Good; 5. Excellent)															
Subject Name			Subject Code	Faculty Name	Fac. Initial										
Microbial Physiology and Biochemistry			GM 201	Ms. Vandita Sharma	VS										
Microbial Genetics, Molecular Biology and Genetic Engineering			GM 202	Dr. Sonia Sharma	DSOS										
Agricultural Microbiology			GM 203	Dr. Alka Sagar	DASa										
Microbial Environmental Technology			GM 204	Dr. Hirdesh Kumar	DHK										



Stamp
09/07/22

Principal
 Biotechnology & Microbiology Programme
 Meerut Institute of Engineering & Technology
 Meerut-250005 (U.P.) India



Meerut Institute of Engineering & Technology
Department of Biotechnology and Microbiology
Feedback about Teaching and Learning

Student Name:-

Roll No.:-

Year:- 1st Faculty Class:- M.Sc. Biotechnology

Session 2021-22 (Even Semester)

Sr.No.	Subject Name & Faculty Name	Subject Code	Punctuality & Regularity of Faculty in the Class-Rate it.	Focus on Syllabus (Teaching the subject by faculty)-Rate it.	Self-confidence of faculty (Command in subject)-Rate it.	Progress & Coverage of syllabus by faculty-Rate it.	Delivery of lecture by faculty (topic are covered sequentially)	Communication Skills of faculty-Rate it.	Class control by faculty during delivery of lecture-Rate it.	Tutorials, assignments & study material provided by faculty-Rate	answer of sessional exam and PUT questions after the conduct of the sessional	assessment processes by faculty. (Sessional Exams, PUT, assignment)	Overall learning experience-Rate it.	Is the course outcome achieved upto your expectations ?-Rate it	Any other feedback related to the course for better learning outcomes.
1	Fundamental of Genetics	C-I	3.66	4	4	3.66	3.66	4.33	4.33	4.67	4	3	4.33	4	
2	Cytogenetics and Molecular Genetics	C-II	4.67	4	4.67	3.67	4	4.33	3.33	3.67	4.67	4.67	4.33	4.33	
3	Statistical Methods and Bioinformatics in Biology	C-III	4.67/3.33	4.33/3	4.33/4.33	4.67/3.67	4.67/4	5/5	4.33/4.67	4.33/3.33	4.67/4.33	4.33/4.33	4.67/5	4.33/5	
4	Tools and Techniques in Biotechnology	C-IV	5	4.67	4.67	5	4.67	4.67	5	4.33	4.67	4.67	4.67	5	

(1. Needs Improvement; 2. Average; 3. Good; 4. Very Good; 5. Excellent)

Subject Name	Code	Faculty Name	Fac. Initial
Fundamental of Genetics	C-I	Dr. Poonam Rani	DPR
Cytogenetics and Molecular Genetics	C-II	Dr. Subir Kumar Bose	DSKB
Statistical Methods and Bioinformatics in Biology	C-III	Dr. Sonia Sharma/ Dr. Asad Amir	DAVA/DSSOS
Tools and Techniques in Biotechnology	C-IV	Dr. Shalini Sharma	DSS



Principal
 Biotechnology & Microbiology Programme
 Meerut Institute of Engineering & Technology
 Meerut-250005 (U.P.) India

Shree
 09/07/22

Student Name:-

Roll No.:-

Year:- 1st (I Sem)

Class:- MSc Biotechnology

Session 2021-22 (Even Semester)

Sr.No	Subject Name & Faculty Name	Subject Code	Punctuality & Regularity of Faculty in the Class-Rate it	Focus on Syllabus (Teaching the subject by faculty)-Rate it	Self-confidence of faculty (Command in subject)-Rate it	Progress & Coverage of syllabus by faculty-Rate it	Delivery of structured lecture by faculty (topic are covered sequentially and in planned manner)-Rate it	Communication Skills of faculty-Rate it	Class control by faculty during delivery of lecture-Rate it	Quality of tutorials, assignments & study material provided by faculty-Rate it	Shares the answer of sessional exam and PWT questions after the conduct of the sessional exam and PWT by faculty-Rate it	Fairness in the assessment processes by faculty. (Sessional Exams, PWT, assignment, etc.)-Rate it	Overall learning experience-Rate it	Is the course outcome achieved upto your expectations?-Rate it	Any other feedback related to the course for better learning outcomes.
1	Fundamentals of Biochemistry	C-V	4	4	4.67	3.66	2.66	3	3.33	3	2.33	2.66	3.66	2.66	
2	Plant Genetic Resources: Conservation and Sustainable use	C-VI	5	5	4.67	4.67	5	5	5	4.67	4.67	5	5	5	
3	Biotechnology in Crop improvement	C-VII	4/4	4.67/4.67	4.67/4.67	5/5	5/5	5/5	4/4.67	5/5	5/5	5/5	4.67/4.67	4/4.67	
4	Recombinant DNA Technology and Genetic Engineering	C-VIII	4.67	4.67	5	5	5	5	4.67	5	4.67	5	5	4.67	

(1. Needs Improvement; 2. Average; 3. Good; 4. Very Good; 5. Excellent)

Subject Name	Subject Code	Faculty Name	Fac:Initial
Fundamentals of Biochemistry	C-V	Dr. Amit Vashistha	DAV
Plant Genetic Resources: Conservation	C-VI	Dr. Shipra Choudhary	DSC
Biotechnology in Crop improvement	C-VII	Dr. Subir Kumar Bose+ Dr. Shalini Sharma	DSKB
Recombinant DNA Technology and	C-VIII	Dr. Divya Chaudhary	DDC



Signature
09/10/22

Principal
Biotechnology & Microbiology Programme
Meerut Institute of Engineering & Technology
Meerut-250005 (U.P.) India



**Meerut Institute of Engineering & Technology
Department of Pharmaceutical Technology
Teaching Feedback**

Year: 6th

Semester: 6th

Session: 2024-25 (Spring)

Sl. No.	Subject Name & Faculty Name	Subject Code	Punctuality & Regularity of Faculty in the Class-Rate %	Focus on Syllabus (Teaching the subject by faculty)-Rate %	Self-confidence of faculty (Commented in subject)-Rate %	Progress & Coverage of syllabus by faculty-Rate %	Delivery of structured lecture by faculty (topic are covered accurately and in planned manner)-Rate %	Communication skills of faculty-Rate %	Class control by faculty during delivery of lecture-Rate %	Quality of materials, assignments & study material provided by faculty-Rate %	Speed the review of material given and PUT by faculty-Rate %	Students in the classroom responded by faculty (Occasional Extra: PUT, assignments, etc.)-Rate %	Originality in assignments, projects, etc.-Rate %	In-classroom interaction & discussion-Rate %	In-classroom activities & assignments-Rate %	In-classroom feedback-Rate %
1	Biostatistics and Research Methodology (Dr. HEMANT KUMAR)	BP-401T	3.46	3.23	3.54	3.62	3.46	3.69	3.54	3.77	3.69	3.93	3.98	3.82		
2	Social and Preventive Pharmacy (Dr. NMA, Special)	BP-402T	3.38	3.28	3.63	3.96	3.4	3.96	3.96	3.98	3.97	3.45	3.64	3.93		
3	Regulatory Science (Dr. Poojash Mishra) (Special)	BP-404ET	3.79	3.79	3.92	3.87	3.75	3.92	4.04	3.82	3.58	3.9	3.82	3.93		
4	Pharmacokinetics (Dr. STED SALLAM) (All)	BP-405ET	3.54	3.54	3.64	3.50	3.44	3.61	3.57	3.83	3.89	3.61	3.54	3.57		
5	Consumer Science (Dr. Shalini Kumar)	BP-409ET	3.40	3.24	3.92	3.52	3.60	3.56	3.29	3.52	3.98	3.48	3.44	3.92		
6	Dietary Supplements (Dr. Poojash Mishra) (All, From 7/2024)	BP-412ET	3.46	3.23	3.54	3.62	3.46	3.69	3.54	3.77	3.69	3.93	3.98	3.82		
7	Pharmaceutical Product Development (Special Chemistry)	BP-417T	3.55	3.55	3.60	3.55	3.70	3.50	3.40	3.45	3.70	3.90	3.95	3.85		

Handwritten signature/initials

Dr. Anshu Katiyar
Associate Professor

Programme: B. Pharm.

Section A

Year:- 1st

Semester:- 2nd

Session 2021-22 (Even Sem)

Sr.No.	Subject Name & Faculty Name	Subject Code	Punctuality & Regularity of Faculty in the Class-Rate It.	Focus on Syllabus (Teaching the subject by faculty)-Rate It.	Self-confidence of faculty (Command in subject)-Rate It.	Progress & Coverage of syllabus by faculty-Rate It.	Delivery of structured lecture by faculty (topic are covered sequentially and in planned manner)-Rate It.	Communication Skills of faculty-Rate It.	Class control by faculty during delivery of lecture-Rate It.	Quality of tutorials, assignments & study material provided by faculty-Rate It.	Shares the answer of sessional exam and P.U.T. questions after the conduct of the sessional exam and P.U.T. by faculty-Rate It.	Fairness in the assessment provided by faculty (Sessional Exams, P.U.T., assignment, etc.)-Rate It.	Overall learning experience-Rate It.	Is the course outcome achieved upto your expectation as per Rate It.	Any other feedback related to the course for better learning outcomes.
1	Human Anatomy and Physiology-II-Theory [Dr. Vipin Kumar Garg]	BP-201T	4.63	4.57	4.72	4.67	4.67	4.56	4.76	4.57	4.56	4.67	4.72	4.57	
2	Pharmaceutical Organic Chemistry-I-Theory [Dr. Anurag]	BP-202T	4.81	4.76	4.81	4.72	4.78	4.57	4.59	4.74	4.67	4.67	4.73	4.67	
3	Biochemistry-Theory [Dr. Jyoti Kaul]	BP-203T	4.50	4.36	4.56	4.37	4.30	4.35	4.31	4.38	4.46	4.46	4.35	4.43	
4	Pathophysiology [Dr. Anshu Arora]	BP-204T	4.81	4.52	4.63	4.63	4.54	4.57	4.56	4.59	4.52	4.59	4.54	4.57	
5	Computer applications in Pharmacy-Theory [Dr. Kirpa Sankar Mishra]	BP-205T	4.69	4.59	4.63	4.57	4.50	4.50	4.46	4.50	4.50	4.54	4.52	4.48	
6	Environmental Sciences-Theory [Ms. Usha Kaul]	BP-206T	4.57	4.61	4.59	4.48	4.52	4.56	4.44	4.52	4.50	4.50	4.57	4.48	

Dr. Anoop Kumar
Academic Co-ordinator



Professor (Dr.) Deepa Chauhan
Principal of the Department

Sr.No.	Subject Name & Faculty Name	Subject Code	Punctuality & Regularity of Faculty in the Class-Rate It.	Focus on Syllabus (Teaching the subject by faculty)-Rate It.	Self-confidence of faculty (Comment in subject)-Rate It.	Progress & Coverage of syllabus by faculty-Rate It.	Depth of Instructional Issues by faculty (How far covered) (In terms of interest)-Rate It.	Comments on the class of faculty-Rate It.	Remarks
1	Human Anatomy and Physiology-I-Theory (Mr. Anupha Kumar)	BP-201T	3.83	4.11	4.31	3.97	4.06	4.45	
2	Pharmaceutical Organic Chemistry-I-Theory (Dr. Anurag)	BP-202T	4.29	4.31	4.34	4.24	4.11	4.21	
3	Biochemistry Theory (Ms. Usha Kaul)	BP-203T	3.66	3.91	3.91	2.92	3.22	3.22	
4	Pathophysiology (Mr. Sandeep Singh)	BP-204T	3.86	3.97	3.94	3.77	3.77	3.77	
5	Computer applications in Pharmacy- Theory (Mr. Kripa Sahar Mishra)	BP-205T	4.20	3.94	4.03	3.91	3.91	3.91	
6	Environmental Science-Theory (Ms. Usha Kaul)	BP-206T	3.97	4.03	3.97	3.97	3.97	3.97	



Dr. Anoop Kumar
Academic Co-ordinator




Student Name:-

Roll No.:-

Year:- 3rd Course BSc Microbiology

Session 2021-22 (Even Sem)

Sr.No.	Subject Name & Faculty Name	Subject Code	Punctuality & Regularity of Faculty in the Class-Rate it.	Focus on Syllabus (Teaching the subject by faculty)-Rate it.	Self-confidence of faculty (Command in subject)-Rate it.	Progress & Coverage of syllabus by faculty-Rate it.	Delivery of structured lecture by faculty (topic are covered sequentially and in planned manner)-Rate it.	Communication Skills of faculty-Rate it.	Class control by faculty during delivery of lecture-Rate it.	Quality of tutorials, assignments & study material provided by faculty-Rate it.	Shares the answer of sessional exam and PUT questions after the conduct of the sessional exam and PUT by faculty-Rate it.	Fairness in the assessment processes by faculty. (Sessional Exams, PUT, assignment, etc.)-Rate it.	Overall learning experience-Rate it.	Is the course outcome achieved upto your expectation s?-Rate it.	Any other feedback related to the course for better learning outcomes.
1	Immunology	B-301	4.25	4.75	4.91	4.58	4.75	4.75	4.83	4.16	4.75	4.58	4.75	4.33	
2	Medical Microbiology	B-302	4.83	4.92	4.58	4.58	4.66	4.5	4.5	4.5	4.66	4.75	4.5	4.66	
3	Food and Dairy Technology	B-303	4.83	4.58	4.33	4.5	4.41	4.5	4.33	4.25	4.5	4.75	4.41	4.58	
4	Agricultural Microbiology	B-304	4.83	4.58	4.33	4.5	4.41	4.5	4.33	4.25	4.5	4.5	4.41	4.58	
5	Recombinant DNA technology	B-305	4.41	4.75	4.83	4.5	4.91	5	4.75	4.66	4.83	4.75	4.41	4.58	
6	Industrial Microbiology	B-306	3.58	3.58	3.91	3.25	3.25	3.83	3.91	3.5	3.75	3.75	3.33	3.5	
7	Microbial Ecology	B-307	5	5	5	4.83	5	5	5	5	4.91	5	5	4.91	
8	Microbes and Environment	B-308	3.75	4.17	4.17	3.92	3.92	3.75	4.17	4.17	4.25	4.17	4	4.91	
9	Fundamentals of IT	B-309	4.58	4.58	4.58	4.41	4.41	4.5	4.58	4.58	4.41	4.33	4.33	4.45	



10	Genomics, Proteomics and Bioinformatics	B-310	4.58	4.5	4.5	4.33	4.41	4.92	4.58	4.58	4.5	4.16	4.08	4.18	
	(1. Needs Improvement; 2. Average; 3. Good; 4. Very Good; 5. Excellent)														

Subject Name	Subject Code	Faculty Name	Fac. Initial
Immunology	B-301	Dr. Divya	DDC
Medical Microbiology	B-302	Dr. Shikha	DSoS
Food and Dairy Technology	B-303	Dr. Alka Sagar	DASA
Agricultural Microbiology	B-304	Dr. Alka Sagar	DASA
Recombinant DNA technology	B-305	Dr. Divya	DDC
Industrial Microbiology	B-306	Ms. Megha Strohi/ Dr. Amit Vashista	MMS/ DAV
Microbial Ecology	B-307	Dr. Shipra Choudhary	DSC
Microbes and Environment	B-308	Dr. Megha Tyagi/ Dr. D V Surva Prakash	DMT/ DDVS
Fundamentals of IT	B-309	Dr. Asad Amir	DAA
Genomics, Proteomics and Bioinformatics	B-310	Dr. Asad Amir	DAA



Shankar

Principal
Biotechnology & Microbiology Programme
Meerut Institute of Engineering & Technology
Meerut-250005 (U.P.) India

Meerut Institute of Engineering & Technology
Department of Biotechnology and Microbiology
Feedback about Teaching and Learning

Student Name:-

Roll No.:-


Year:-3th Class BSc Biotechnology

Session 2021-22 (Even Sem)

No.	Subject Name & Faculty Name	Subject Code	Punctuality & Regularity of Faculty in the Class-Rate it.	Focus on Syllabus (Teaching the subject by faculty)-Rate it.	Self-confidence of faculty (Command in subject)-Rate it.	Progress & Coverage of syllabus by faculty-Rate it.	Delivery of structured lecture by faculty (topic are covered sequentially and in planned manner)-Rate it.	Communication Skills of faculty-Rate it.	Class control by faculty during delivery of lecture-Rate it.	Quality of tutorials, assignments & study material provided by faculty-Rate it.	Shares the answer of sessional exam and PUT questions after the conduct of the sessional exam and PUT by faculty-Rate it.	Fairness in the assessment processes by faculty. (Sessional Exams, PUT, assignment, etc.)-Rate it.	Overall learning experience-Rate it.	Is the course outcome achieved upto your expectations ?-Rate it	Any other feedback related to the course for better learning outcomes.
1	Plant Biotechnology	BBT-301	3.94	4.105	4.52	3.84	4.105	4.105	4.05	4.16	3.94	4.11	4.26	4.16	
2	Animal Biotechnology	BBT-302													
3	Molecular Virology	BBT-303	4.42	4.47	4.47	4.68	4.05	4.26	4.37	4.37	4.05	4.28	4.37	4.42	
4	Nanobiotechnology	BBT-304	4.47	4.63	4.57	4.37	4.53	4.31	4.26	4.37	4.11	4.39	4.5	4.42	
5	Environmental Biotechnology	BBT-305	3.79	3.79	3.89	3.84	3.79	3.42	3.89	4.05	3.5	3.66	3.84	4	
6	Industrial Biotechnology	BBT-306	4.31	4.36	4.57	4.31	4	4.68	4.42	4.37	4.22	4.17	4.26	4.31	
7	Genomics and Proteomics	BBT-307	3.63	3.89	3.73	3.68	3.94	3.94	3.63	3.52	3.72	3.55	3.74	3.68	
8	Biosafety and IPR	BBT-308	3.89	3.79	4.16	3.89	3.63	3.84	3.95	3.74	3.83	4.61	3.84	4.105	
9	Recent trends in Biotech	BBT-309	4.26	4.105	3.95	3.95	3.63	4.21	3.79	3.73	3.61	3.66	3.79	3.84	
			3.78	3.78	4	3.84	3.89	4.05	3.63	3.78	3.77	4.16	4.26	4	

(1. Needs Improvement; 2. Average; 3. Good; 4. Very Good; 5. Excellent)

Subject Name	Subject Code	Faculty Name	Fac. Initial
Plant Biotechnology	BBT-301	Dr. Shalini Sharma	DSS
Animal Biotechnology	BBT-302	Dr. Divya	DDC



Molecular Virology	BBT-303	Ms. Vandita	MVS
Nanobiotechnology	BBT-304	Dr. Gourav Mishra	DGM
Environmental Biotechnology	BBT-305	Ms. Vandita	MVS
Industrial Biotechnology	BBT-306	Ms. Megha Sirohi/ Dr. Nitin Verma	MMS/ DNV
Genomics and Proteomics	BBT-307	Dr. Megha Tyagi/ Dr. Asad Amir	DMT/ DAA
Biosafety and IPR	BBT-308	Dr. Poonam Rani/ Dr. Shipra Chaudhary	DPR/ DSC
Recent trends in Biotech	BBT-309	Mr. Abhinav Singh/ Dr. Shalini Sharma	MAS/ DSS



Shakti

Principal
 Biotechnology & Microbiology Programme
 Meerut Institute of Engineering & Technology
 Meerut 250005 (U.P.) India

Student Name:-

Roll No.:-

Year:- 2nd Course BSc Microbiology

Session 2021-22 (Even Sem)

Sr.No.	Subject Name & Faculty Name	Subject Code	Punctuality & Regularity of Faculty in the Class-Rate it.	Focus on Syllabus (Teaching the subject by faculty)-Rate it.	Self-confidence of faculty (Command in subject)-Rate it.	Progress & Coverage of syllabus by faculty-Rate it.	Delivery of structured lecture by faculty (topic are covered sequentially and in planned manner)-Rate it.	Communication Skills of faculty-Rate it.	Class control by faculty during delivery of lecture-Rate it.	Quality of tutorials, assignments & study material provided by faculty-Rate it.	Shares the answer of sessional exam and PUT questions after the conduct of the sessional exam and PUT by faculty-Rate it.	Fairness in the assessment processes by faculty. (Sessional Exams, PUT, assignment, etc)-Rate it.	Overall experience-learning-Rate it.	Is the course outcome achieved upto your expectations?-Rate it.	Any other feedback related to the course for better learning outcomes.
1	Cell Biology(Ultra-Structure)	B-201	4.89	4.94	4.63	4.63	4.42	4.53	4.31	4.58	4.53	4.68	4.74	4.47	
2	Cell Biology (Reproduction and Differentiation)	B-202	4.28	4.42	4.84	3.74	4	4.68	4.79	4.21	4.105	4.53	4.47	4.31	
3	Microbial physiology	B-203	4.89	4.89	4.84	4.73	4.73	4.68	4.79	4.63	4.47	4.53	4.63	4.58	
4	Microbial Metabolism	B-204	4.89	4.89	4.84	4.73	4.84	4.68	4.79	4.63	4.47	4.53	4.63	4.58	
5	Molecular Biology	B-205	4.105	4	4.31	3.94	3.73	3.73	3.89	3.21	3.68	4.21	3.52	3.31	
6	Microbial Genetics	B-206	4.89	4.94	4.68	4.63	4.31	4.52	4.42	4.57	4.52	4.73	4.78	4.42	
7	Biomaths	B-207	3.94	3.63	3.47	3.84	3.57	3	3	3.37	3.95	3.84	3.42	3.21	
8	I-Computer	B-208-1	3.31	3.31	3.78	3.47	3.78	4	3.53	3.26	3.47	3.63	3.37	3.06	



Sl. No.	Subject Name	Subject Code	Faculty Name	Fac. Initial	3.26	3.26	3.26	2.94	2.94	2.89	3.42	3.63	3.26	2.94
9	II- Biostatistics	B-208-II			3.79	4.42	3.26	3.26	3.26	2.94	3.42	3.63	3.26	2.94
	Biology-III	B-209			4.42	4.16	4.37	4.105	4.105	3.95	3.95	4.21	3.76	3.94
10	Biology-IV	B-210			4.53	4.26	4.16	4.105	3.89	3.79	4.05	4.105	4.05	4
11														

(1. Needs Improvement; 2. Average; 3. Good; 4. Very Good; 5. Excellent)

Subject Name	Subject Code	Faculty Name	Fac. Initial
Cell Biology(Ultra-Structure)	B-201	Dr. Subir Kumar	DSKB
Cell Biology (Reproduction and Differentiation)	B-202	Mr. Abhinav Singh/Dr. Subir Kumar	MAS/DSKB
Microbial physiology	B-203	Dr. Shipra	DSC
Microbial Metabolism	B-204	Dr. Shipra	DSC
Molecular Biology	B-205	Ms. Vandana	MVS
Microbial Genetics	B-206	Dr. Subir Kumar	DSKB
Biomaths	B-207	Dr. Hemant	DHnk
I-Computer	B-208-I	Dr. Asad Amir	DAA
II- Biostatistics	B-208-II	Dr. Hemant	DHnk
Biology-III	B-209	Dr. Hirdesh	DHK
Biology-IV	B-210	Dr. Hirdesh	DHK



Seals

Principal
Biotechnology & Microbiology Programme
 Meerut Institute of Engineering & Technology
 Meerut-250005 (U.P.) India

Meerut Institute of Engineering & Technology
Department of Biotechnology and Microbiology
Feedback about Teaching and Learning

Student Name:-

Roll No.:-

Year:-2th

Class BSc Biotechnology

Session 2021-22 (Even Sem)

Sl. No.	Subject Name & Faculty Name	Subject Code	Punctuality & Regularity of Faculty in the Class-Rate it.	Focus on Syllabus (Teaching the subject by faculty)-Rate it.	Self-confidence of faculty (Command in subject)-Rate it.	Progress & Coverage of syllabus by faculty-Rate it.	Delivery of structured lecture by faculty (topic are covered sequentially and in planned manner)-Rate it.	Communication Skills of faculty-Rate it.	Class control by faculty during delivery of lecture-Rate it.	Quality of tutorials, assignments & study material provided by faculty-Rate it.	Shares the answer of sessional exam and PUT questions after the conduct of the sessional exam and PUT by faculty-Rate it.	Fairness in the assessment processes by faculty. (Sessional Exams, PUT, assignment, etc.)-Rate it.	Overall learning experience-Rate it.	Is the course outcome achieved upto your expectations?-Rate it.	Any other feedback related to the course for better learning outcomes.
1	Computer and Bioinformatics	BBT-201	3.3	3.6	4	3.8	3	3.7	3.8	3.3	3.1	4.1	4	3.8	
2	Bioenerg and Biomembranes	BBT-202													
3	Molecular Biology	BBT-203	2.3	2.1	2.8	2.5	2.2	2.7	3.2	2.1	2.6	2.9	2.6	2.7	
4	Mol genetics and cytogenetics	BBT-204	4.6	4.7	4.8	4.4	4.4	4.9	4.5	4.5	4.5	4.5	4.4	4.4	
5	Immunology	BBT-205+BB301	4.1	4.2	3.9	4	3.7	4.1	3.9	4.1	3.9	4.2	4	4.1	
6	RDT	BBT-206	4.2	4.2	4.5	4	4.1	4.4	4.1	4.1	3.8	4.1	4.1	4	
7	Animal physiology	BBT-207	4.2	4.4	4.3	4	4	4.3	4	4.1	3.7	4	4.1	4	
8	Plant physiology	BBT-208	3.8	3.3	4	3.3	3.7	3.8	3.7	3.7	3.2	3.6	3.7	3.8	
9	Enzymology & Enzyme Tech	BBT-209	4	4.3	4.1	4	4	4.2	4.4	4.1	3.7	4.2	4.2	4.1	
			3.9		3.7	3.7	4	3.7	3.7	3.8	3.2	3.7	3.5	3.6	

(1. Needs Improvement; 2. Average; 3. Good; 4. Very Good; 5. Excellent)

Subject Name _____ Subject Code _____ Faculty Name _____ Fac. Initial _____



Computer and Bioinformatics	BBT-201	Dr. Asad Amir	DAA
Bioenerg and Biomembranes	BBT-202	Dr. Megha Tyagi/ Dr. Anil Vashista	DMT/ DAV
Molecular Biology	BBT-203	Mrs. Vandana Sharma	MVS
Mol genetics and cytogenetics	BBT-204	Dr. Subir Kumar	DSKB
Immunology	BBT-	Dr. Divya	DDC
RDT	BBT-206	Dr. Divya	DDC
Animal physiology	BBT-207	Dr. Akhlesh	DHK
Plant physiology	BBT-208	Dr. Siddham	DSS
Enzymology & Enzyme Tech	BBT-209	Dr. Megha Tyagi/ Dr. D V Surya Prakash	DMT/ DDVS



Annex

Principal

Biotechnology & Microbiology Department
Meerut Institute of Engineering & Technology
Meerut-250005 (U.P.) India



Meerut Institute of Engineering & Technology
Department of Computer Science & Information Technology
Feedback about Teaching and Learning


Year:- 2nd

Semester:- 4th

Session 2021-22 (Even Sem)

S.No.	Subject Name & Faculty Name	Maths-IV (MR. Rahul Kumar)	Universal Human Values (Dr. Anupam Ratan)	Operating System (MS. Akansha Singh)	TAFL (Mr. Rishav Raj)	Python Programming (Mr. Punit Mittal)	Web Designing (Ms. Abhishasha Jain)
1	Self-confidence of faculty (Command in subject)	KAS402 3.88	KVE401 3.88	KCS401 3.90	KCS402 3.68	KNC402 4.09	KIT401 4.25
2	Progress & Coverage of syllabus by faculty	3.40	3.63	4.25	3.43	4.33	4.25
3	Delivery of structured lecture by faculty (topic are covered sequentially and in planned manner)	3.60	3.88	3.95	3.28	4.08	3.93
4	Communication Skills of faculty	3.78	4.40	4.50	3.29	3.93	3.88
5	Class control by faculty during delivery of lecture	3.45	3.53	4.08	3.33	3.93	3.83
6	Quality of tutorials, assignments & study material provided by faculty	3.40	3.58	3.90	3.29	3.88	3.95
7	Shares the answer of sessional exam and PUT questions after the conduct of the sessional exam and PUT by faculty	3.48	3.63	3.98	3.18	3.90	3.65
8	Fairness in the assessment processes by faculty. (Sessional Exams, PUT, assignment, etc.)	3.33	4.13	3.90	3.25	3.85	3.50
9	Overall learning experience	3.50	3.33	3.75	3.25	3.88	3.80
10	Is the course outcome achieved upto your expectations?	3.30	3.48	3.63	3.18	3.83	3.93
11	Any other feedback related to the course for better learning outcomes.	3.38	3.40	4.00	3.25	3.78	3.80

(1. Needs Improvement; 2. Average; 3. Good; 4. Very Good; 5. Excellent)



Meerut Institute of Engineering & Technology
Department of Information Technology
Feedback about Teaching and Learning

Session 2021-22 (Even Sem)

Year:- 2nd

Semester:- 4th

S.No.	Subject Name & Faculty Name	Maths-IV (MR. Rahul Kumar)	Universal Human Values (Dr. Anupam Ratan)	Operating System (Dr. Swati Sharma)	TABL (Mr. Vijay Kumar)	Python Programming (Mr. Punil Mittal)	Web Designing (Mr. Ajay Kumar)
	Subject Code	KAS402	KVE401	KCS401	KCS402	KNC402	KIT401
1	Self-confidence of faculty (Command in subject)	3.88	4.40	4.50	3.68	4.09	4.50
2	Progress & Coverage of syllabus by faculty	3.40	4.13	4.25	3.43	4.33	4.25
3	Delivery of structured lecture by faculty (topic are covered sequentially and in planned manner)	3.60	3.88	3.95	3.28	4.08	4.08
4	Communication Skills of faculty	3.78	3.55	3.95	3.29	3.93	3.95
5	Class control by faculty during delivery of lecture	3.45	3.53	4.08	3.33	3.93	3.83
6	Quality of tutorials, assignments & study material provided by faculty	3.40	3.58	3.90	3.29	3.88	3.95
7	Shares the answer of sessional exam and PUT questions after the conduct of the sessional exam and PUT by faculty	3.48	3.63	3.98	3.18	3.90	3.65
8	Fairness in the assessment processes by faculty. (Sessional Exams, PUT, assignment, etc.)	3.33	3.58	3.90	3.25	3.85	4.03
9	Overall learning experience	3.50	3.33	3.75	3.25	3.88	3.80
10	Is the course outcome achieved upto your expectations?	3.30	3.48	3.63	3.18	3.83	3.93
11	Any other feedback related to the course for better learning outcomes.	3.38	3.40	4.00	3.25	3.78	3.80

(1. Needs Improvement; 2. Average; 3. Good; 4. Very Good; 5. Excellent)



Meerut Institute of Engineering & Technology
Department of Information Technology
Feedback about Teaching and Learning

Year:- 3rd

Semester:- 6th

Session 2021-22 (Even Sem)

S.No.	Subject Name & Faculty Name	SOFTWARE ENGINEERING (MR. AJAY KUMAR)					COMPUTER NETWORK (MR. RAMENDRA SINGH)					DATA ANALYTICS (MR. ROHIT AGGARWAL)					BIG DATA (DR. WAKAR AHMAD)					SOFTWARE PROJECT MANAGEMENT (DR. T. STEPHEN THANGARAJ)					INDIAN TRADITION, CULTURE AND SOCIETY (MS. RASHPAL KAUR)																						
		Subject Code																																															
		KCS601					KCS603					KIT601					KCS061					KOE068					KNC602																						
		Rating	Self-confidence of faculty (Command in subject)		Progress & Coverage of syllabus by faculty		Delivery of structured lecture by faculty (topic are covered sequentially and in planned manner)		Communication Skills of faculty		Class control by faculty during delivery of lecture		Quality of tutorials, assignments & study material provided by faculty		Shares the answer of sessional exam and PUT questions after the conduct of the sessional exam and PUT by faculty		Fairness in the assessment processes by faculty. (Sessional Exams, PUT, assignment, etc.)		Overall learning experience		Is the course outcome achieved upto your expectations?		Any other feedback related to the course for better learning outcomes.																										
1		5	4	3	2	1	5	4	3	2	1	5	4	3	2	1	5	4	3	2	1	5	4	3	2	1	5	4	3	2	1	5	4	3	2	1	5	4	3	2	1								
2		45	5	2	0	0	39	12	1	0	0	42	10	0	0	0	42	8	2	0	0	40	10	2	0	0	41	9	1	0	0	37	10	2	0	0	30	15	5	2	0								
3		39	10	3	0	0	35	15	1	0	0	34	15	3	0	0	42	9	1	0	0	41	9	1	0	0	37	10	2	0	0	37	10	3	2	0	37	10	3	2	0								
4		30	18	4	0	0	35	15	1	0	0	33	15	3	1	0	31	19	2	0	0	34	14	3	1	0	34	14	3	1	0	34	10	6	2	0	34	14	3	1	0								
5		42	8	2	0	0	40	10	2	0	0	30	15	5	2	0	37	14	1	0	0	33	16	2	1	0	36	16	2	1	0	36	10	5	1	0	36	10	5	1	0								
6		42	9	1	0	0	41	9	1	0	0	37	10	3	2	0	35	16	1	0	0	30	18	2	2	0	30	18	2	2	0	36	10	4	2	0	36	10	4	2	0								
7		31	19	2	0	0	34	14	3	1	0	34	10	6	2	0	39	-10	3	0	0	35	15	1	0	0	35	15	1	0	0	34	15	3	0	0	34	15	3	0	0								
8		37	14	1	0	0	33	16	2	1	0	36	10	5	1	0	30	18	4	0	0	35	15	1	0	0	35	15	1	0	0	33	15	3	1	0	33	15	3	1	0								
9		35	16	1	0	0	30	18	2	2	0	36	10	4	2	0	42	8	2	0	0	40	10	2	0	0	40	10	2	0	0	30	15	5	2	0	30	15	5	2	0								
10		32	18	2	0	0	30	18	2	2	0	33	15	3	1	0	42	9	1	0	0	41	9	1	0	0	41	9	1	0	0	37	10	3	2	0	37	10	3	2	0								
11		32	18	2	0	0	30	18	2	2	0	33	15	3	1	0	42	9	1	0	0	41	9	1	0	0	41	9	1	0	0	37	10	3	2	0	37	10	3	2	0								
11		32	18	2	0	0	30	18	2	2	0	33	15	3	1	0	42	9	1	0	0	41	9	1	0	0	41	9	1	0	0	37	10	3	2	0	37	10	3	2	0								

(1. Needs Improvement; 2. Average; 3. Good; 4. Very Good; 5. Excellent)

Dr. Smita
(DQA Coordinator)



Dr. Smita
(DQA Coordinator)

11/6/22

Meerut Institute of Engineering & Technology
Department of Information Technology
Feedback about Teaching and Learning

Year:- 4rd

Semester:- 8th

Session 2021-22 (Even Sem)

S.No.	Subject Name & Faculty Name	RURAL DEVELOPMENT: ADMINISTRATION AND PLANNING (DR. ANUJ SANGWAN)					DATA WAREHOUSING & DATA MINING (MR. MOHIT KUMAR)					ENTREPRENEURSHIP DEVELOPMENT (MS. AKANSHA SINGH)				
		KHU801					KOE093					KOE083				
Subject Code		KHU801					KOE093					KOE083				
Rating		5	4	3	2	1	5	4	3	2	1	5	4	3	2	1
1	Punctuality & Regularity of Faculty in the Class	40	7	5	0	0	34	12	6	0	0	33	13	6	0	0
2	Focus on Syllabus (Teaching the subject by faculty)	42	7	3	0	0	41	8	3	0	0	39	11	2	0	0
3	Self-confidence of faculty (Command in subject)	32	12	5	3	0	34	8	6	4	0	35	6	8	3	0
4	Progress & Coverage of syllabus by faculty	34	8	8	2	0	33	13	5	1	0	35	15	1	1	0
5	Delivery of structured lecture by faculty (topic are covered sequentially and in planned manner)	39	11	1	1	0	34	12	4	2	0	37	13	2	0	0
6	Communication Skills of faculty- Rate it.	40	8	4	0	0	39	12	1	0	0	38	9	3	2	0
7	Class control by faculty during delivery of lecture	30	17	3	2	0	32	15	2	3	0	34	16	2	0	0
8	Quality of tutorials, assignments & study material provided by faculty	36	15	1	0	0	34	15	3	0	0	28	24	0	0	0
9	Shares the answer of sessional exam and PUT questions after the conduct of the sessional exam and PUT by faculty	30	12	8	2	0	32	15	2	3	0	33	16	3	0	0
10	Fairness in the assessment processes by faculty. (Sessional Exams, PUT, assignment, etc.)	36	14	2	0	0	37	13	2	0	0	39	12	1	0	0
11	Overall learning experience	28	20	3	0	0	27	21	3	1	0	29	20	3	0	0
12	Is the course outcome achieved upto your expectations?-Rate it	32	18	2	0	0	20	17	13	2	0	19	25	7	1	0
13	Any other feedback related to the course for better learning outcomes.	16	20	6	5	4	24	16	6	4	2	23	17	7	3	2

(1. Needs Improvement; 2. Average; 3. Good; 4. Very Good; 5. Excellent)

Quitted
 (DQAC Coordinator)



Shalvy
 1/6/22



Meerut Institute of Engineering & Technology
Department of Information Technology
Feedback about Teaching and Learning

III Year

Sem VI

Session 2021-22 (Even Sem)

	Subject Code	Rating	KCS601	KCS603	KIT601	KCS061	KOE068	KNC602
1	Self-confidence of faculty (Command in subject)		4.83	4.73	4.81	4.50	4.33	4.40
2	Progress & Coverage of syllabus by faculty		4.69	4.67	4.60	4.46	3.85	4.17
3	Delivery of structured lecture by faculty (topic are covered sequentially and in planned manner)		4.50	4.67	4.54	4.48	4.23	4.35
4	Communication Skills of faculty		4.77	4.73	4.40	4.54	4.29	4.38
5	Class control by faculty during delivery of lecture		4.79	4.78	4.58	4.48	4.12	4.35
6	Quality of tutorials, assignments & study material provided by faculty		4.56	4.56	4.46	4.56	3.98	4.10
7	Shares the answer of sessional exam and PUT questions after the conduct of the sessional exam and PUT by faculty		4.69	4.56	4.56	4.58	3.96	4.27
8	Fairness in the assessment processes by faculty. (Sessional Exams, PUT, assignment, etc.)		4.65	4.46	4.54	4.67	4.40	4.44
9	Overall learning experience		4.58	4.46	4.54	4.56	4.44	4.10
10	Is the course outcome achieved upto your expectations?		4.58	4.62	4.40	4.69	4.54	4.25
11	Any other feedback related to the course for better learning outcomes.							



(1. Needs Improvement; 2. Average; 3. Good; 4. Very Good; 5. Excellent)


Year:- 4th	Subject Code	Rating	Semester:- 8th		Session 2021-22 (Even Sem)
			KHU801	KOE093	
1	Punctuality & Regularity of Faculty in the Class		4.67	4.54	4.52
2	Focus on Syllabus (Teaching the subject by faculty)		4.75	4.73	4.71
3	Self-confidence of faculty (Command in subject)		4.40	4.38	4.40
4	Progress & Coverage of syllabus by faculty		4.42	4.50	4.62
5	Delivery of structured lecture by faculty (topic are covered sequentially and in planned manner)		4.69	4.50	4.67
6	Communication Skills of faculty- Rate it.		4.69	4.73	4.60
7	Class control by faculty during delivery of lecture		4.44	4.46	4.62
8	Quality of tutorials, assignments & study material provided by faculty		4.67	4.60	4.54
9	Shares the answer of sessional exam and PUT questions after the conduct of the sessional exam and PUT by faculty		4.35	4.46	4.58
10	Fairness in the assessment processes by faculty. (Sessional Exams, PUT, assignment, etc.)		4.65	4.67	4.73
11	Overall learning experience		4.49	4.42	4.50
12	Is the course outcome achieved upto your expectations?-Rate it		4.58	4.06	4.19
13	Any other feedback related to the course for better learning outcomes.		3.76	4.08	4.08

(1. Needs Improvement; 2. Average; 3. Good; 4. Very Good; 5. Excellent)



**Meerut Institute of Engineering & Technology
Department of Business & Management Studies
Feedback about Teaching and Learning**

Sl. No.	Subject Name & Faculty Name	Subject Code	Year- II Semester- 4th										Session 2021-22 (Even Sem)		
			Punctuality & Regularity of Faculty in the Class-Rate it.	Focus on Syllabus (Teaching the subject by faculty)-Rate it.	Self-confidence of faculty (Command in subject)-Rate it.	Progress & Coverage of syllabus by faculty-Rate it.	Delivery of structured lecture by faculty (topic are covered sequentially and in planned manner)-Rate it.	Communication Skills of faculty-Rate it.	Class control by faculty during delivery of lecture-Rate it.	Quality of tutorials, assignments & study material provided by faculty-Rate it.	Shares the answer of sessional exam and PUT questions after the conduct of the sessional exam and PUT by faculty-Rate it.	Fairness in the assessment processes by faculty. (Sessional Exams, PUT, assignment, etc.)-Rate it.	Overall learning experience-Rate it.	Is the course outcome achieved upto your expectation s?-Rate it.	Any other feedback related to the course for better learning outcomes.
1	Emerging Technologies in Global Business Environment. (Dr. Anuj Sangwan)	KMBN401	4.08	4.04	4.21	3.92	4.06	4.12	4.02	4.10	3.99	4.02	4.10	3.93	-
2	B2B AND SERVICES MARKETING (Dr. Vaishali Goel)	KMBNMK03	4.27	4.30	4.41	4.22	4.38	4.35	4.30	4.27	4.32	4.30	4.35	4.19	-
3	SALES AND RETAIL MANAGEMENT (Mr. Vishal Kulshreshtha)	KMBNMK04	4.09	4.00	4.12	3.94	4.03	4.09	4.00	4.09	4.18	4.18	4.09	4.09	-
4	SOCIAL MEDIA AND WEB ANALYTICS (Dr. Anuj Sangwan)	KMBNMK05	4.42	4.42	4.42	4.36	4.39	4.36	4.44	4.33	4.39	4.36	4.36	4.36	-
5	FINANCIAL DERIVATIVES (Ms. Komal Sharma)	KMBNFM03	4.33	4.27	4.20	4.20	4.27	4.27	4.33	4.33	4.27	4.20	4.27	4.27	-
6	FOREIGN EXCHANGE AND RISK MANAGEMENT (Ms. Aruna)	KMBNFM04	4.38	4.31	4.50	4.50	4.31	4.56	4.44	4.38	4.38	4.31	4.44	4.50	-
7	FINANCIAL AND CREDIT RISK ANALYTICS (Dr. Reenu)	KMBNFM05	4.20	4.20	4.00	4.07	4.07	4.20	4.20	4.13	4.13	4.13	4.33	4.13	-
8	HR ANALYTICS (Mr. Vishal Kulshreshtha)	KMBNHR03	4.03	3.97	4.06	3.84	4.03	4.06	3.97	3.90	4.03	3.97	4.00	3.84	-



9	PERFORMANCE AND REWARD MANAGEMENT (Ms. Komal Sharma)	KMBNHR04	4.33	4.27	4.43	4.17	4.07	4.47	4.40	4.13	4.17	4.17	4.20	4.23	-
10	INTERNATIONAL HRM (Dr. Priyanka Dalmia)	KMBNHR05	4.57	4.43	4.53	4.50	4.47	4.47	4.60	4.50	4.33	4.47	4.47	4.43	-
11	INTERNATIONAL LOGISTICS (Dr. Ashwani Sharma)	KMBNIB03	4.75	5.00	5.00	5.00	5.00	4.75	4.75	4.75	4.50	4.50	4.75	4.50	-
12	CROSS CULTURAL MANAGEMENT (Ms. Mansi Kaushik)	KMBNIB04	5.00	5.00	5.00	5.00	5.00	5.00	5.00	5.00	4.80	4.60	5.00	4.60	-
13	INTERNATIONAL TRADE LAWS (Mr. Rocky Sachan)	KMBNIB05	5.00	5.00	5.00	4.80	4.60	4.80	4.60	4.40	4.60	4.60	4.80	4.80	-
14	DATA BASE MANAGEMENT SYSTEM (Ms. Kanchan Singh)	KMBNIT03	4.00	4.00	4.50	4.00	4.00	4.00	4.00	4.50	4.50	4.50	4.00	4.00	-
15	CLOUD COMPUTING FOR BUSINESS (Mohd. Faisal)	KMBNIT04	4.00	4.00	4.00	4.00	4.00	4.00	4.00	4.50	4.50	4.00	4.00	4.00	-
16	BUSINESS DATA WAREHOUSING & DATA MINING (Ms. Kanchan Singh)	KMBNIT05	4.00	4.00	4.00	4.00	4.00	4.00	4.00	4.00	4.00	4.00	4.00	4.00	-



Komal Sharma
Ms. Komal Sharma
Academic Coordinator

Dr. Balwinder N. Bedi
Dr. Balwinder N. Bedi
Head of the Department

Feedback about Teaching and Learning

Year:- 3rd		Semester:- 6th										Session 2021-22 (Even Sem)				
Sl. No.	Subject Name & Faculty Name	Subject Code	Punctuality & Regularity of Faculty in the Class-Rate it.	Focus on Syllabus (Teaching the subject by faculty)-Rate it.	Self-confidence of faculty (Command in subject)-Rate it.	Progress & Coverage of syllabus by faculty-Rate it.	Delivery of structured lecture by faculty (topic are covered sequentially and in planned manner)-Rate it.	Communication Skills of faculty-Rate it.	Class control by faculty during delivery of lecture-Rate it.	Quality of tutorials, assignments & study material provided by faculty-Rate it.	Shares the answer of sessional exam and PUT questions after the conduct of the sessional exam and PUT by faculty-Rate it.	Fairness in the assessment processes by faculty. (Sessional Exams, PUT, assignment, etc.)-Rate it.	Overall learning experience-Rate it.	Is the course outcome achieved upto your expectations?-Rate it.	Any other feedback related to the course for better learning outcomes.	Overall Feedback (Average of all Points)
1	Colloquium(Mohd. Faisal)	RCA661	NA	NA	4.70	4.65	4.70	4.75	4.60	NA	NA	4.80	4.75	NA	NA	4.71
2	Industrial Project(Mohd. Faisal)	RCA662	4.70	4.60	4.80	4.80	4.70	4.70	4.75	NA	NA	4.85	4.85	NA	NA	4.75

(1. Needs Improvement; 2. Average; 3. Good; 4. Very Good; 5. Excellent)



Feedback about Teaching and Learning

Sl. No.	Subject Name & Faculty Name	Subject Code	Semester:- 4th										Overall Feedback (Average of all Points)			
			Punctuality & Regularity of Faculty in the Class-Rate it.	Focus on Syllabus (Teaching the subject by faculty)-Rate it.	Self-confidence of faculty (Command in subject)-Rate it.	Progress & Coverage of syllabus by faculty-Rate it.	Delivery of structured lecture by faculty (topic are covered sequentially and in planned manner)-Rate it.	Communication Skills of faculty-Rate it.	Class control by faculty during delivery of lecture-Rate it.	Quality of tutorials, assignments & study material provided by faculty-Rate it.	Shares the answer of sessional exam and PUT questions after the conduct of the sessional exam and PUT by faculty-Rate it.	Fairness in the assessment processes by faculty. (Sessional Exams, PUT, assignment, etc.)-Rate it.		Overall learning experience-Rate it.	Is the course outcome achieved upto your expectation s?-Rate it	Any other feedback related to the course for better learning outcomes.
1	Data Analytics (Dr. K.S. Mishra)	KCA034	4.74	4.77	4.65	4.61	4.68	4.74	4.55	4.71	4.77	4.77	4.77	4.71	4.55	4.69
2	Distributed Database Systems (Mr. Rooban Agrawal)	KCA045	4.84	4.71	4.87	4.84	4.90	4.87	4.77	4.74	4.87	4.87	4.94	4.94	4.71	4.83
3	Computer Graphics and Animation (Ms. Aarti Yadav)	KCA052	4.64	4.68	4.71	4.71	4.68	4.86	4.61	4.64	4.82	4.82	4.79	4.71	4.68	4.71
3	Machine Learning (Dr. S.K. Soni)	KCA054	4.76	4.71	4.86	4.48	4.52	4.57	4.48	4.67	4.81	4.81	4.48	4.62	4.62	4.63

(1. Needs Improvement; 2. Average; 3. Good; 4. Very Good; 5. Excellent)



MEERUT INSTITUTE OF ENGINEERING & TECHNOLOGY, MEERUT
ME 4TH YEAR 8TH SEM (SESSION - 2021 -22 EVEN SEM

Feedback analysis about Teaching and Learning


SN	Subject Name & Faculty Name	Subject Code	FACULTY NAME	Punctuality & Regularity of Faculty in the Class- Rate it.	Focus on Syllabus (Teaching the subject by faculty)- Rate it.	Self-confidence of faculty (Command in subject)- Rate it.	Progress & Coverage of syllabus by faculty-Rate it.	Delivery of structured lecture by faculty (topic are covered sequentially and in planned manner)- Rate it.	Communication Skills of faculty- Rate it.	Class control by faculty during delivery of lecture-Rate it.	Quality of tutorials, assignments & study material provided by faculty-Rate it.	Shares the answer of sessional exam and PUT questions after the conduct of the sessional exam and PUT by faculty-Rate it.	Fairness in the assessment processes by faculty, (Sessional Exams, PUT, assignment, etc.)-Rate it.	Overall learning experience- Rate it.	Is the course outcome achieved upto your expectations 7-Rate it	Any other feedback related to the course for better learning outcomes.
1	PROJECT Management and entrepreneurship	KHU-802	Mr. Rajneesh Kumar MBA	4.95	4.83	4.75	4.90	4.68	4.75	4.65	4.80	4.70	4.78	4.75	4.80	4.76
2	QUALITY MANAGEMENT	KOE-085	MR. PIYUSH GUPTA	4.85	4.78	4.85	4.80	4.73	4.65	4.70	4.78	4.45	4.75	4.83	4.73	4.76
3	AUTOMATION AND ROBOTICS	KOE-091	MR. ARUN KUMAR KUSHWAHA	4.85	4.83	4.85	4.83	4.60	4.63	4.60	4.75	4.65	4.78	4.78	4.73	4.71



**MEERUT INSTITUTE OF ENGINEERING & TECHNOLOGY, MEERUT
ME 3RD YEAR 6TH SEM (SESSION - 2021 -22 EVEN SEM**

Feedback analysis about Teaching and Learning

SN	Subject Name & Faculty Name	Subject Code	FACULTY NAME	Punctuality & Regularity of Faculty in the Class-Rate it.	Focus on Syllabus (Teaching the subject by faculty)- Rate it.	Self-confidence of faculty (Command in subject)- Rate it.	Progress & Coverage of syllabus by faculty-Rate it.	Delivery of structured lecture by faculty (topic are covered sequentially and in planned manner)- Rate it.	Communication Skills of faculty- Rate it.	Class control by faculty during delivery of lecture-Rate it.	Quality of tutorials, assignments & study material provided by faculty-Rate it.	Shares the answer of sessional exam and PUT questions after the conduct of the sessional exam and PUT by faculty-Rate it.	Fairness in the assessment processes by faculty. (Sessional Exams, PUT, assignment, etc.)-Rate it.	Overall learning experience-Rate it.	Is the course outcome achieved upto your expectations ?-Rate it	Any other feedback related to the course for better learning outcomes.
1	Refrigeration and Air Conditioning	KME 601	Dr. Suneel Kumar Kalla	4.51	4.43	4.35	4.08	4.17	4.33	4.08	4.22	3.93	4.10	4.28	4.15	4.26
2	Machine Design	KME 602	Mr. Rahul Sharma	4.72	4.56	4.59	4.43	4.57	4.62	4.51	4.56	4.30	4.46	4.52	4.49	4.37
3	Theory of Machine	KME 603	Mr. Madhur Kumar Dubey	4.61	4.40	4.53	4.33	4.43	4.43	4.45	4.47	4.37	4.48	4.42	4.33	4.26
4	Artificial Intelligence	KME 062	Mrs Mariya Khurshid	4.29	4.17	4.10	4.08	4.10	4.04	3.84	4.04	3.67	4.18	4.18	4.19	4.04
5	Automotive Electrical and Electronics	KAU 061	Mr. Arun Kumar Kushwaha	4.61	4.36	4.45	4.18	4.36	4.41	4.50	4.18	4.05	4.45	4.45	4.30	4.57
6	Understanding The Human Being comprehensively	KOE-069	Anupam Ratn	4.59	4.55	4.47	4.38	4.38	4.38	4.18	4.48	4.13	4.38	4.43	4.39	4.41
7	Essence of Indian Traditional Knowledge	KNC 602	Mrs. Rashpal Kaur	4.32	4.32	4.20	4.14	4.12	4.14	4.10	4.00	3.93	4.24	4.25	4.25	4.42



Meerut Institute of Engineering & Technology
Department of Biotechnology
Feedback about Teaching and Learning



Sl. No.	Subject Name & Faculty Name	Subject Code	Year:- 2nd					Semester:- 4th				Session 2021-22 (Even Sem)			
			Punctuality & Regularity of Faculty in the Class-Rate it.	Focus on Syllabus (Teaching the subject by faculty)-Rate it.	Self-confidence of faculty (Command in subject)-Rate it.	Progress & Coverage of syllabus by faculty-Rate it.	Delivery of structured lecture by faculty (topic are covered sequentially and in planned manner)-Rate it.	Communication Skills of faculty-Rate it.	Class control by faculty during delivery of lecture-Rate it.	Quality of tutorials, assignments & study material provided by faculty-Rate it.	Shares the answer of sessional exam and PUT questions after the conduct of the sessional exam and PUT by faculty-Rate it.	Fairness in the assessment processes by faculty. (Sessional Exams, PUT, assignment, etc.)-Rate it.	Overall learning experience e-Rate it.	Is the course outcome achieved upto your expectations? Rate it	Any other feedback related to the course for better learning outcomes.
1	Bioprocess Engineering -1 (DR. PIYUSH GUPTA)	KBT 401	4.22	3.37	3.37	3.11	3.19	2.89	3.65	2.67	3.19	3.33	3.26	3.07	-
2	Genetics and molecular biology (DR ASHIMA KATHURIA)	KBT 402	4.74	4.81	4.78	4.81	4.81	4.74	4.74	4.81	4.52	4.52	4.59	4.56	-
3	Enzyme Engineering (DR SANDEEP SIROHI)	KBT 403	4.11	3.37	3.37	3.15	3.04	3.26	3.37	3.00	3.59	3.37	3.19	3.11	-
4	Energy science Engineering (DR SWAPAN SUMAN)	KOE 043	4.59	4.15	4.22	4.19	4.07	4.07	4.04	4.22	3.96	4.22	4.19	4.00	-
5	Universal human values (MS KANCHAN SHARMA)	KVE 401	4.63	4.26	4.48	4.33	4.30	4.44	4.37	4.26	3.89	3.89	4.22	4.11	-
	Python Programming (MR SANTOSH KUMAR)	KNC 402	4.52	4.11	4.04	3.93	3.81	3.81	3.93	4.00	3.89	4.15	4.15	4.04	-

(1. Needs Improvement; 2. Average; 3. Good; 4. Very Good; 5. Excellent)



Meerut Institute of Engineering & Technology
Department of Biotechnology
Feedback about Teaching and Learning

Sr No	Subject Name & Faculty Name	Subject Code	Year:- 3rd										Semester:- 6th			Session 2021-22 (Even Sem)	
			Punctuality & Regularity of Faculty in the Class-Rate it.	Focus on Syllabus (Teaching the subject by faculty)-Rate it.	Self-confidence of faculty (Command in subject)-Rate it.	Progress & Coverage of syllabus by faculty-Rate it.	Delivery of structured lecture by faculty (topic are covered sequentially and in planned manner)-Rate it.	Communication Skills of faculty- Rate it.	Class control by faculty during delivery of lecture-Rate it.	Quality of tutorials, assignments & study material provided by faculty-Rate it.	Shares the answer of sessional exam and PUT questions after the conduct of the sessional exam and PUT by faculty-Rate it.	Fairness in the assessment processes by faculty. (Sessional Exams, PUT, assignment, etc.)-Rate it.	Overall learning experience e-Rate it.	Is the course outcome achieved upto your expectation s?-Rate it	Any other feedback related to the course for better learning outcomes.		
1	Bioprocess Engineering-II (DR. NITIN VERMA)	KBT 601	4.65	4.63	4.72	4.48	4.57	4.56	4.56	4.56	4.56	4.55	4.36	4.64	4.67	4.62	-
2	Plant Biotechnology (MS. NITKA VATS)	KBT 602	4.75	4.65	4.65	4.71	4.56	4.69	4.53	4.53	4.53	4.53	4.44	4.66	4.45	4.54	-
3	Bioinformatics-II(Dr. SHIKHA SUMAN)	KBT 603	4.51	4.45	4.50	4.42	4.32	4.21	4.33	4.31	4.31	4.27	4.27	4.39	4.37	4.33	-
4	Departmental Elective-III (Animal Biotech) (DR. NEHA SINGH)	KBT 061	4.51	4.41	4.54	4.27	4.37	4.47	4.30	4.27	4.27	4.20	4.44	4.34	4.27	-	
5	Departmental Elective-III (Food Biotech) (DR. D V SURYA PRAKASH)	KBT 063	4.86	4.82	4.87	4.81	4.78	4.74	4.64	4.76	4.76	4.76	4.78	4.84	4.75	-	
6	Indian Tradition, Culture and society (DR. ELIZA CHAKRABORTY)	KNC 602	4.31	4.27	4.42	4.19	4.12	3.99	4.08	4.08	4.08	4.09	4.30	4.10	4.13	-	
7	Open Elective-I (Human Values) (MR. ANUPAM RATAN)	KOE 069	4.51	4.57	4.67	4.45	4.45	4.32	4.43	4.45	4.45	4.41	4.61	4.52	4.47	-	



(1. Needs Improvement; 2. Average; 3. Good; 4. Very Good; 5. Excellent)


Meerut Institute of Engineering & Technology
Department of Biotechnology
Feedback about Teaching and Learning

Sl. No.	Subject Name & Faculty Name	Subject Code	Year-4th				Semester- 8th				Session 2021-22 (Even Sem)				
			Punctuality & Regularity of Faculty in the Class-Rate it.	Focus on Syllabus (Teaching the subject by faculty)-Rate it.	Self-confidence of faculty (Command in subject)-Rate it.	Progress & Coverage of syllabus by faculty-Rate it.	Delivery of structured lecture by faculty (topic are covered sequentially and in planned manner)-Rate it.	Communication Skills of faculty-Rate it.	Class control by faculty during delivery of lecture-Rate it.	Quality of tutorials, assignments & study material provided by faculty-Rate it.	Shares the answer of sessional exam and PUT questions after the conduct of the sessional exam and PUT by faculty-Rate it.	Fairness in the assessment processes by faculty. (Sessional Exams, PUT, assignment, etc.)-Rate it.	Overall learning experience-Rate it.	Is the course outcome achieved upto your expectations?-Rate it	Any other feedback related to the course for better learning outcomes.
1	Entrepreneurship Development (Dr. Gourav Mishra)	KOE-083	3.27	3.33	3.39	3.27	3.25	3.37	3.25	3.35	3.39	3.43	3.33	3.25	-
2	Human Values in Budha and Jain Darshan (Dr. Anupam Rawat)	KOE-098	3.41	3.41	3.33	3.29	3.49	3.41	3.29	3.27	3.33	3.33	3.37	3.39	-
3	Rural Development: Administration & Planning (Mr. Anuj Singhwan)	KHU-802	3.45	3.43	3.41	3.33	3.39	3.27	3.41	3.43	3.33	3.37	3.33	3.25	-

(1. Needs improvement; 2. Average; 3. Good; 4. Very Good; 5. Excellent)



		Year:- 3rd			Section "A"		Session 2021-22 (Even Sem)		
Sr.No.	Student Number	Software Engineering (Dr. M. S. Satish Babu) KCS-601	Web Technology (Mr. Vijay Kumar Sharma)	Computer Networks (Ms. Shwetha Paliwal)	Big Data (Ms. Vaishali Deshwal)	Idea To Business Model (Mr. Rocky Sachan)	Indian Tradition, Cultural & Society (Mrs. Rashpal Kaur)	IOP - AWS ((Ms. Nagresh Kumar)	PDP (Mr. Deepak Trivedi)
1		60	60	60	31	48	51	56	53
2		50	52	53	52	51	52	0	0
3		49	46	60	50	49	52	48	48
4		52	53	57	37	39	40	41	44
5		47	57	59	56	56	55	56	54
6		49	56	59	56	56	56	55	56
7		50	50	54	50	45	44	47	46
8		54	53	50	51	51	49	52	50
9		53	32	60	60	60	36	49	60
10		52	58	60	58	60	60	60	60
11		59	55	59	56	49	60	60	59
12		51	51	60	60	60	51	60	60
13		48	29	60	36	48	36	60	60
14		29	45	48	35	33	37	24	36
15		36	53	60	31	48	54	0	0
16		36	54	60	37	34	37	0	0
17		58	37	57	58	54	57	59	0
18		32	25	60	33	25	54	29	60
19		59	60	60	60	60	60	60	60
20		60	60	60	60	60	60	60	60
21		60	60	60	60	60	60	60	60
22		60	60	60	60	60	60	60	60
23		53	57	59	56	56	57	57	56
24		45	54	60	60	53	15	45	52
25		22	55	60	33	34	31	0	0
26		55	58	60	48	52	48	60	51
27		60	60	60	48	57	60	60	60
28		60	60	60	60	60	60	60	60
29		55	55	60	59	58	57	59	59
30		52	60	60	48	60	56	60	48
31		49	48	60	43	39	37	49	60
32		50	60	60	48	48	48	60	48
33		51	60	60	48	48	48	60	48
34		60	53	60	50	55	60	60	60
35		60	38	60	48	60	48	0	60
36		60	57	60	60	60	60	60	60
37		58	60	60	56	56	60	60	60
38		56	57	60	56	54	60	60	60
39		52	53	60	57	55	55	56	60
40		57	58	60	56	60	60	55	58
41		60	60	60	60	60	60	60	60
42		60	58	60	54	55	54	53	53
43		58	52	60	57	57	57	59	57
44		60	59	60	56	56	59	58	56
45		55	56	60	57	60	57	60	59
46		56	49	60	54	60	42	48	60
47		56	55	56	49	52	52	52	60
48		60	49	60	48	43	60	48	60
49		60	43	60	53	52	60	46	53
50		54	54	60	49	49	46	57	46
51		44	20	56	48	0	0	0	0
52		60	54	60	52	49	60	60	48
53		37	60	60	60	59	60	60	60
54		48	60	60	48	35	36	48	60
55		60	58	60	27	53	53	58	59
	SUM	2887	2896	3247	2793	2811	2797	2684	2737
	60	52.49	52.65	59.04	50.78	51.11	50.85	48.80	49.76
	100	87.48	87.76	98.39	84.64	85.18	84.76	81.33	82.94



Prof. and Head
 Deptt. of Computer Science & Engg.
 Meerut Institute of Engg. & Technology
 Meerut

Sr.No.	Student Number	Software Engineering (Ms. Priyanka Bharadwaj) KCS-601	Year:- 3rd			Section "B"		Session 2021-22 (Even Sem)		
			Web Technology (Ms. Vaishali Malik)	Computer Networks (Mr. Md. Shahid)	Big Data (Mr. Ashish Kumar)	Idea To Business Model (Mr. Rocky Sachan)	Indian Tradition, Cultural & Society (Mrs. Rashpal Kaur)	IOP - AWS (Dr. Tanveer Iqram)	PDP (Mr. Deepak Trivedi)	Statistics (Dr. Atul Kumar)
2		60	60	48	48	44	46	60	48	48
3		60	60	60	60	60	60	60	60	60
4		60	60	60	60	60	60	59	59	59
5		12	12	12	12	12	12	12	12	12
6		15	15	15	15	15	15	15	15	15
7		60	60	60	60	60	60	60	60	60
8		60	60	60	60	60	60	60	60	60
9		60	60	60	60	60	60	60	60	60
10		60	60	60	60	60	60	60	60	60
11		57	60	60	60	60	60	60	60	60
12		49	49	47	47	47	47	47	47	47
13		11	24	27	3	0	0	0	0	0
14		60	60	60	60	60	60	60	60	60
15		36	48	24	37	34	46	51	48	36
16		38	46	35	22	60	56	60	48	48
17		34	46	28	39	38	42	60	47	36
18		47	44	44	42	42	42	44	43	46
19		46	48	53	49	51	48	51	52	55
20		47	43	46	40	43	43	41	37	45
21		60	60	60	60	60	60	60	60	60
22		48	34	41	42	37	37	48	39	27
23		42	46	48	49	49	43	46	45	48
24		45	46	50	56	46	50	51	53	41
25		60	60	60	60	60	60	60	60	60
26		44	45	44	46	48	40	47	43	51
27		60	60	60	60	60	60	60	60	60
28		59	60	60	60	60	60	60	60	60
29		44	40	42	42	48	38	48	44	49
30		49	60	48	54	36	48	48	48	48
31		55	54	6	7	9	10	49	56	0
32		58	60	28	60	0	0	0	0	0
33		33	37	55	39	41	24	14	31	31
34		11	0	40	3	8	0	18	0	0
	SUM	1588	1611	1549	1520	1464	1443	1577	1499	1438
	60	46.71	47.38	45.56	44.71	43.06	42.44	46.38	44.09	42.29
	100	77.84	78.97	75.93	74.51	71.76	70.74	77.30	73.48	70.49



Prof. and Head
 Deptt. of Computer Science & Engg.
 Meerut Institute of Engg. & Technology
 Meerut




Sl. No.	Student Number	Year:- 3rd			Section "C"		Session 2021-22 (Even Sem)			
		Software Engineering (Ms. Pragya Gaur) KCS-601	Web Technology (Dr. Mukesh Rawat)	Computer Networks (Mr. Md. Shahid)	Big Data (Ms. Vaishali Deshwal)	Idea To Business Model (Mr. Rocky Sachan)	Indian Tradition, Cultural & Society (Mrs. Rashpal Kaur)	IOP - AWS (Mr. Abhishek Kumar)	PDP (Mr. Deepak Trivedi)	Statistics (Dr. Atul Kumar)
1		53	60	55	56	54	51	52	48	47
2		57	53	60	45	45	54	0	0	0
3		40	56	14	27	29	37	0	0	0
4		52	52	36	36	36	36	0	0	0
5		29	27	30	33	29	24	0	0	0
6		60	60	60	58	57	55	0	60	0
7		60	60	60	60	60	60	60	60	32
8		60	60	60	60	60	60	60	60	37
9		60	60	60	58	59	56	57	54	32
10		48	50	46	49	48	46	45	48	48
11		48	50	46	49	48	46	45	48	48
12		43	48	36	42	22	32	36	28	30
13		60	60	60	60	60	60	60	60	60
14		60	60	60	60	60	60	60	60	60
15		60	60	60	60	60	60	60	60	60
16		60	60	60	60	60	60	60	60	60
17		60	60	60	60	60	59	60	57	60
18		54	60	48	48	60	58	60	58	55
19		60	30	60	12	60	60	60	60	48
20		60	40	60	24	60	58	48	60	43
21		56	29	60	24	60	60	60	60	48
22		60	54	55	52	46	44	53	43	44
23		60	60	59	48	56	48	48	48	48
24		49	45	47	44	45	51	53	51	56
25		42	45	41	41	41	41	41	41	41
27		54	60	60	60	45	45	0	0	0
28		49	59	52	46	48	56	0	0	0
29		48	59	48	36	47	55	0	48	48
30		54	54	54	54	54	54	54	54	54
31		59	59	59	59	59	59	59	59	59
32		60	60	60	60	60	60	60	60	60
33		37	58	55	37	24	24	25	13	12
34		36	60	48	36	36	36	36	24	24
35		0	32	60	0	24	0	12	0	0
36		0	60	0	0	0	0	0	0	0
37		52	18	44	42	49	57	35	37	38
38		47	40	56	48	48	42	56	50	49
	SUM	1898	1969	1940	1699	1819	1813	1464	1520	1350
	60	49.95	51.82	51.05	84.50	42.87	47.71	38.53	40.00	35.53
	100	83.25	86.36	85.09	79.17	79.78	79.52	64.21	66.67	59.21



(Handwritten signature)

Prof. and Head
Deptt. of Computer Science & Engg.
Meerut Institute of Engg. & Technology
Meerut



		Year:- 3rd			Section "D"		Session 2021-22 (Even Sem)			
Sr.No.	Student Number	Software Engineering (Ms. Priyanka Dhanraj) KCS-601	Web Technology (Ms. Vaishali Malik)	Computer Networks (Dr. Shishir Rastogi)	Big Data (Ms. Vaishali Deshwal)	Idea To Business Model (Mr. Rocky Sachan)	Indian Tradition, Cultural & Society (Mrs. Rashpal Kaur)	IOP - AWS (Mr. Nagresh Kumar)	PDP (Mr. Deepak Trivedi)	Statistics (Dr. Atul Kumar)
1		60	60	60	60	60	60	60	60	60
2		60	60	60	60	60	60	60	60	60
3		54	52	48	46	44	45	46	50	48
4		55	56	56	56	55	55	0	0	0
5		60	60	60	60	60	60	60	60	60
6		53	60	54	60	60	60	60	60	58
7		46	55	47	36	46	49	60	46	36
8		48	48	48	48	48	36	60	48	36
9		42	42	42	42	42	42	42	42	42
10		41	56	48	37	46	47	55	47	47
11		58	60	59	56	48	50	60	54	48
12		36	48	36	36	45	48	60	43	36
13		48	60	48	60	50	52	60	45	36
14		49	54	50	54	54	59	44	57	0
15		48	60	36	41	29	38	60	48	44
16		39	60	60	36	41	60	60	49	29
17		48	23	22	0	0	0	0	0	0
18		25	24	23	24	0	0	0	0	0
19		58	60	58	46	44	58	57	46	37
20		46	60	44	51	40	60	60	48	45
21		48	37	37	32	25	48	48	37	37
22		22	46	28	40	35	32	0	0	0
23		36	49	24	38	24	45	43	29	32
24		33	50	36	37	15	37	46	42	31
25		48	55	51	46	33	60	60	60	12
26		48	55	50	54	60	56	60	55	36
27		53	57	58	56	55	56	60	55	51
28		60	60	60	60	60	60	60	60	60
29		58	60	56	55	60	56	60	55	51
30		33	51	37	21	12	41	41	43	40
31		48	58	48	57	52	60	60	48	48
32		60	60	47	49	50	60	60	44	47
33		44	50	50	42	40	40	59	58	30
34		41	40	42	41	42	44	48	45	30
35		53	52	52	45	36	50	60	54	52
36		45	46	42	39	37	41	47	44	44
37		33	40	39	39	39	39	60	11	12
38		36	39	41	60	42	60	53	12	60
	SUM	1773	1963	1757	1720	1589	1824	1889	1615	1395
	60	46.66	51.66	46.24	45.26	41.82	48.00	49.71	42.50	36.71
	100	77.76	86.10	77.06	75.44	69.69	80.00	82.85	70.83	61.18



(Handwritten Signature)

Prof. and Head
Deptt. of Computer Science & Engg.
Meerut Institute of Engg. & Technology
Meerut




		Year:- 3rd			Section "E"		Session 2021-22 (Even Sem)			
Sr.No.	Student Number	Software Engineering (Ms. Mariya Khurshid) KCS-601	Web Technology (Ms. Priyanka Bharadwaj)	Computer Networks (Dr. Vimal Kumar)	Big Data (Mr. Ashish Kumar)	Idea To Business Model (Mr. Rocky Sachan)	Indian Tradition, Cultural & Society (Mrs. Rashpal Kaur)	IOP - AWS (Dr. Tanveer Iqram)	PDP (Mr. Deepak Trivedi)	Statistics (Dr. Atul Kumar)
1		52	54	60	55	45	49	55	53	51
2		51	48	51	52	49	48	51	53	54
3		48	48	49	49	47	49	40	40	40
4		60	60	60	60	60	60	34	60	60
5		52	51	51	50	48	49	51	51	53
6		48	48	55	52	56	55	53	55	55
7		56	52	60	56	37	31	60	43	48
8		60	60	60	60	60	60	60	60	55
9		55	57	55	56	55	57	52	52	55
10		60	60	60	60	60	59	60	60	55
11		60	60	60	58	19	48	60	49	16
12		36	36	36	24	36	24	32	24	24
13		12	50	43	39	35	35	37	42	40
14		51	55	55	48	48	43	53	51	51
15		32	56	54	44	34	48	39	38	37
16		45	49	59	53	46	46	47	50	44
17		46	55	60	39	40	50	48	48	44
18		56	57	58	58	59	59	57	59	59
19		48	60	60	48	48	48	60	48	48
20		52	55	58	27	55	54	58	40	43
21		50	58	55	15	55	44	60	41	0
22		48	59	60	51	54	55	56	51	53
23		60	60	60	60	60	60	60	60	60
24		60	60	60	60	60	48	60	36	60
25		54	54	60	54	54	51	39	44	30
26		54	56	56	54	54	55	55	55	55
27		49	51	54	53	51	53	56	54	50
28		53	52	60	57	50	54	57	55	55
29		60	60	60	60	60	60	59	59	59
30		52	55	60	56	50	51	53	50	50
31		44	45	38	29	32	25	37	20	15
32		45	45	59	42	41	37	38	36	12
33		52	54	60	56	50	39	38	36	36
34		45	45	50	45	38	44	40	23	24
35		43	44	45	38	32	39	40	23	24
36		48	48	48	36	42	48	60	42	48
37		48	50	49	45	44	48	46	48	46
38		60	60	60	56	54	60	56	54	14
39		60	60	60	60	60	60	60	60	14
40		34	59	44	35	38	39	30	4	37
41		54	55	55	46	49	44	45	36	32
42		59	60	60	60	34	33	47	37	26
43		59	60	60	60	34	33	48	36	29
44		60	60	60	42	40	49	53	45	44
45		60	60	60	42	40	49	53	44	44
46		45	52	51	51	54	51	57	54	46
47		49	46	49	45	46	51	48	55	53
48		50	48	51	52	53	51	53	51	51
49		48	39	45	38	31	39	44	42	33
50		60	60	60	12	44	55	60	60	44
51		39	47	41	34	37	29	31	0	42
52		60	60	60	12	44	55	60	60	51
53		60	60	60	60	48	60	60	48	48
54		54	56	60	12	48	60	60	36	24
55		47	47	50	46	50	50	50	50	50
56		38	51	41	39	55	0	32	0	46
57		60	60	60	52	49	60	60	60	20
58		60	57	60	39	26	52	60	60	17
59		60	60	60	55	57	52	59	41	44
60		41	41	49	40	40	40	40	40	40
61		45	55	56	49	44	39	60	33	27
	SUM	3107	3280	3350	2836	2839	2894	3087	2705	2485
	60	50.93	53.77	54.92	46.49	46.54	47.44	50.61	44.34	40.74
	100	84.89	89.62	91.53	77.49	77.57	79.07	84.34	73.91	67.90




 Prof. and Head
 Deptt. of Computer Science & Engg.
 Meerut Institute of Engg. & Technology
 Meerut

Sr. No.	Student Number	Year:- 3rd			Section "F"		Session 2021-22 (Even Sem)			
		Software Engineering (Mr. Abhishek kumar) KCS-601	Web Technology (Mr. Hemant Kumar Baranwal)	Computer Networks (Mr. Kapil Kumar)	Big Data (Mr. Ashish Kumar)	Idea To Business Model (Mr. Rocky Sachan)	Indian Tradition, Cultural & Society (Mrs. Rashpal Kaur)	IOP - AWS (Mr. Abhishek Kumar)	PDP (Mr. Deepak Trivedi)	Statistics (Dr. Atul Kumar)
1		54	48	49	58	54	53	54	59	59
2		60	59	60	60	60	60	60	60	60
3		60	60	60	60	60	60	60	60	60
4		41	41	41	41	41	41	38	39	39
5		45	45	47	46	45	45	45	45	45
6		60	57	56	56	52	57	56	56	55
7		49	46	60	47	45	45	47	47	45
8		60	57	60	60	48	57	60	56	60
9		38	42	47	48	39	41	0	0	0
10		47	48	50	54	52	52	51	54	54
11		60	59	60	57	55	47	60	48	40
12		53	53	57	57	54	51	49	52	49
13		60	0	60	57	0	0	0	0	0
14		60	60	60	60	60	60	60	60	60
15		60	60	60	60	60	60	60	60	60
16		54	55	60	54	60	55	53	60	58
17		60	60	58	57	58	60	57	60	56
18		60	60	60	60	58	58	58	58	58
19		60	60	58	59	59	58	57	57	55
20		38	49	60	44	26	31	42	23	60
21		60	60	59	59	59	60	49	50	50
22		60	60	60	60	60	60	60	60	30
23		60	58	60	60	60	60	60	60	35
24		60	60	52	59	60	58	0	0	0
25		55	55	59	54	58	54	54	54	52
26		60	60	60	60	60	60	60	60	60
27		43	46	43	42	54	53	37	48	34
28		43	45	52	52	53	53	42	44	40
29		53	46	51	49	44	60	60	60	60
30		60	60	60	60	60	60	60	48	48
31		60	59	60	48	50	46	0	0	0
32		60	60	60	22	60	60	60	48	48
33		52	49	55	54	52	51	53	0	50
34		45	47	46	35	35	45	35	35	35
35		60	60	60	60	52	48	45	59	52
36		60	60	60	60	59	59	56	56	56
37		60	60	60	60	54	60	60	48	48
38		26	30	32	29	31	27	34	34	27
39		40	47	37	47	43	46	43	48	42
40		60	60	60	60	60	60	60	48	48
41		47	47	43	41	41	41	41	41	41
42		60	60	60	60	55	55	58	60	0
43		60	60	60	60	48	48	48	48	48
44		60	60	60	60	60	60	60	60	58
45		41	26	38	42	36	27	48	48	48
46		42	38	42	46	44	48	42	39	46
47		47	47	52	44	39	52	49	46	39
48		51	46	59	54	53	52	55	60	52
49		46	46	53	55	52	51	54	53	51
50		58	56	60	57	51	60	60	44	35
51		60	60	60	60	60	60	42	50	30
52		60	60	60	60	60	60	60	60	60
53		60	60	60	60	60	60	60	60	60
54		60	60	60	60	60	60	60	60	60
55		60	60	60	60	60	60	60	60	60
56		60	60	60	60	60	60	60	60	60
57		27	28	42	60	30	24	26	60	60
58		54	54	54	54	54	54	54	54	54
	SUM	2788	2707	2856	2764	2649	2685	2512	2423	2289
	60	48.07	46.67	49.24	47.66	45.67	46.29	43.31	41.78	39.47
	100	80.11	77.79	82.07	79.43	76.12	77.16	72.18	69.63	65.78




Prof. and Head
 Deptt. of Computer Science & Engg.
 Meerut Institute of Engg. & Technology
 Meerut



Meerut Institute of Engineering & Technology
Department of Computer Science & Engineering
Teaching Feedback

SECTION : "A"		Year:- IV		A. S 2021-2022(EVEN)
Sr.No.	Student Number	Rural Development Administration & Planningb (Dr. Anuj Sangwan)	Entrepreneurship Development(Mr. Shailendra Singh)	Digital & Social Media Marketing (Mr. Rajneesh Kumar)
1		38	38	39
2		60	60	60
3		49	52	51
4		49	45	50
5		60	60	60
6		60	60	60
7		60	60	60
8		60	57	58
9		46	46	46
10		35	38	36
11		30	29	29
12		60	60	60
13		49	49	50
14		52	54	52
15		53	50	47
16		53	52	56
17		59	58	59
18		50	46	50
19		50	47	49
20		60	60	60
21		58	58	58
22		48	47	49
23		60	60	60
24		46	49	40
25		48	48	48
26		36	36	36
27		57	56	48
28		52	58	57
29		59	59	59
30		47	47	48
31		57	57	57
32		43	38	31
33		60	60	60
34		60	60	60
35		60	60	60
36		40	35	39
	SUM	1864	1849	1842
	60	51.78	51.36	51.17
	100	86.30	85.60	85.28





Prof. and Head
Deptt. of Computer Science & Engg.
Meerut Institute of Engg. & Technology
Meerut

SECTION : "B"			Year:- IV	A. S 2021-2022(EVEN)
Sr.No.	Student Number	Rural Development Administration & Planningb (Dr. Anuj Sangwan)	Entrepreneurship Development(Mr. Shailendra Singh)	Digital & Social Media Marketing (Mr. Rajneesh Kumar)
1		60	60	60
2		0	0	0
3		41	58	46
4		42	52	53
5		26	25	25
6		44	39	35
7		33	33	31
8		60	60	60
9		60	60	60
10		48	48	48
11		49	49	49
12		36	36	36
13		60	60	60
14		57	57	57
15		45	44	44
16		22	22	22
17		40	39	39
18		33	34	32
19		46	51	49
20		56	55	55
21		60	60	60
22		45	52	50
23		52	52	52
24		56	58	58
25		60	59	60
26		57	57	57
27		54	52	54
28		54	60	60
29		46	46	46
30		54	53	53
31		28	42	36
32		41	42	41
33		52	47	45
34		58	58	58
35		47	59	59
36		51	48	42
	SUM	1673	1727	1692
	60	46.47	47.97	47.00
	100	77.45	79.95	78.33




Prof. and Head
 Deptt. of Computer Science & Engg.
 Meerut Institute of Engg. & Technology
 Meerut

SECTION : "C"		Year:- IV		A. S 2021-2022(EVEN)
Sr.No.	Student Number	Rural Development Administration & Planningb (Dr. Anuj Sangwan)	Entrepreneurship Development(Mr. Shailendra Singh)	Digital & Social Media Marketing (Mr. Rajneesh Kumar)
1		3	3	3
2		48	44	44
3		40	38	39
4		42	42	42
5		60	60	60
6		35	35	35
7		25	25	23
8		40	40	40
9		60	60	60
10		60	60	60
11		34	33	31
12		34	33	31
13		34	32	32
14		56	57	56
15		44	44	44
16		59	59	60
17		56	56	54
18		48	48	48
19		46	46	46
20		56	56	56
21		60	60	60
22		54	60	59
23		59	59	60
24		55	60	54
25		57	55	54
26		59	59	60
27		60	60	60
28		37	37	37
29		36	36	36
30		48	55	55
31		41	41	41
32		41	43	41
33		53	0	0
34		30	30	35
35		48	48	47
36		60	60	60
37		15	48	36
38		36	60	36
39		36	60	36
40		60	60	60
	SUM	1825	1862	1791
	60	45.63	46.55	44.78
	100	76.04	77.58	74.63





 Prof. and Head
 Deptt. of Computer Science & Engg.
 Meerut Institute of Engg. & Technology
 Meerut

SECTION : "D"			Year:- IV	A. S 2021-2022(EVEN)
Sl.No.	Student Number	Rural Development Administration & Planningb (Dr. Anuj Sangwan)	Entrepreneurship Development(Mr. Shailendra Singh)	Digital & Social Media Marketing (Mr. Rajneesh Kumar)
1		52	51	53
2		40	33	39
3		60	60	60
4		60	60	60
5		60	60	60
6		54	54	54
7		40	40	40
8		40	40	36
9		40	40	40
10		40	40	40
11		33	44	46
12		41	43	39
13		41	42	34
14		36	36	36
15		60	60	60
16		40	40	40
17		51	53	54
18		46	47	48
19		48	50	48
20		42	48	47
21		54	51	53
22		33	38	35
23		38	37	40
24		40	41	36
25		51	52	51
26		58	60	60
27		49	48	46
28		54	56	54
29		55	51	54
30		57	57	57
31		60	60	60
32		60	60	60
33		3	3	3
34		33	58	47
35		34	58	47
	SUM	1603	1671	1637
	60	45.80	47.74	46.77
	100	76.33	79.57	77.95




Prof. and Head
 Deptt. of Computer Science & Engg.
 Meerut Institute of Engineering & Technology
 Meerut

SECTION : "E"		Year:- IV		A. S 2021-2022(EVEN)
Sr.No.	Student Number	Rural Development Administration & Planning (Dr. Anuj Sangwan)	Entrepreneurship Development (Mr. Shailendra Singh)	Digital & Social Media Marketing (Mr. Rajneesh Kumar)
1		52	51	56
2		60	60	60
3		48	48	48
4		53	53	53
5		60	60	60
6		34	34	34
7		60	60	60
8		60	60	60
9		60	60	60
10		40	41	39
11		60	60	60
12		60	60	60
13		58	60	60
14		60	60	60
15		60	60	60
16		24	24	24
17		25	24	24
18		22	19	22
19		48	60	48
20		48	50	49
21		35	39	36
22		44	45	44
23		27	34	34
24		23	53	45
25		60	60	58
26		55	54	57
27		35	35	35
28		48	48	45
29		24	29	28
30		24	28	27
31		24	26	28
32		58	58	58
33		60	60	60
34		48	48	48
35		52	52	52
36		45	44	42
37		48	48	48
38		48	48	48
	SUM	1750	1813	1790
	60	46.05	47.71	47.11
	100	76.75	79.52	78.51




 Prof. A. K. Mehta
 Deptt. of Computer Science & Engg.
 Meerut Institute of Engineering & Technology
 Meerut

SECTION : "F"		Year:- IV		A. S 2021-2022(EVEN)
Sr.No.	Student Number	Rural Development Administration & Planning (Dr. Anuj Sangwan)	Entrepreneurship Development (Mr. Shailendra Singh)	Digital & Social Media Marketing (Mr. Rajneesh Kumar)
1		41	42	42
2		24	24	24
3		58	58	58
4		52	53	51
5		47	55	48
6		48	49	58
7		33	35	30
8		60	60	60
9		60	60	60
10		55	58	58
11		54	60	60
12		60	60	60
13		42	39	42
14		39	39	42
15		44	41	40
16		48	48	48
17		48	48	48
18		60	60	60
19		60	60	60
20		49	49	50
21		57	60	60
22		53	51	53
23		60	60	60
24		58	58	59
25		40	41	40
26		60	60	60
27		60	60	60
28		57	57	58
29		54	53	53
30		60	60	60
31		60	48	60
32		55	55	55
33		60	60	60
34		60	57	60
35		51	44	49
36		48	48	48
37		45	45	46
38		47	48	49
39		36	36	36
40		43	45	41
41		54	54	54
42		48	55	60
43		48	48	48
44		57	57	60
45		57	50	59
	SUM	2310	2308	2347
	60	51.33	51.29	52.16
	100	85.56	85.48	86.93



Prof. and Head
 Deptt. of Computer Science & Engg.
 Meerut Institute of Engineering & Technology
 Meerut